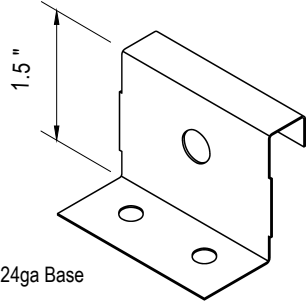
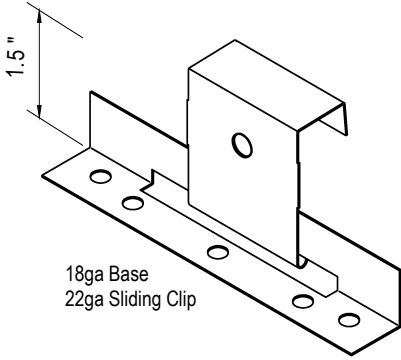
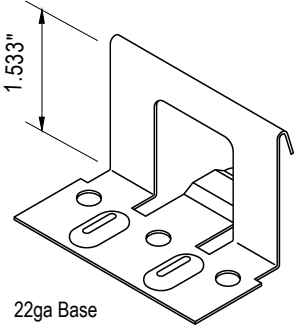
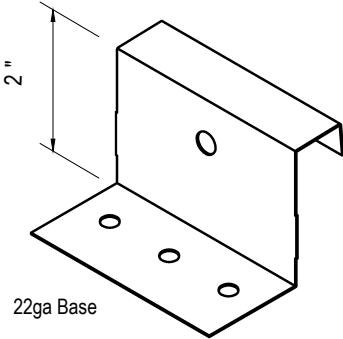
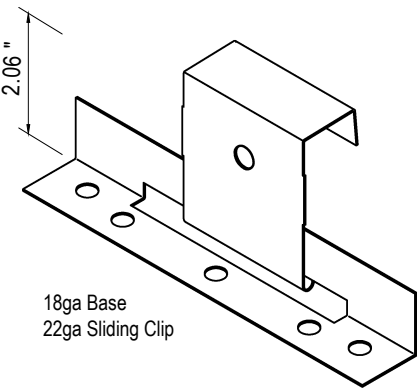


<p><b>150024</b></p>  <p>24ga Base</p> <p><b>1 1/2" Fixed Mechanical Lock</b></p>	<p><b>1502218</b></p>  <p>18ga Base 22ga Sliding Clip</p> <p><b>1 1/2" Floating Mechanical Lock</b></p>	<p><b>11424</b></p>  <p>22ga Base</p> <p><b>1 1/2" Fixed Snap Seam</b></p>
<p><b>200242</b></p>  <p>22ga Base</p> <p><b>2" Fixed Mechanical Lock</b></p>	<p><b>2002218</b></p>  <p>18ga Base 22ga Sliding Clip</p> <p><b>2" Floating Mechanical Lock</b></p>	

**CLIPS FASTENER NOTES:**

Fastener selection will vary based on type and thickness of substrate and must penetrate through roof deck.

For solid lumber, fasteners must penetrate minimum of 1" (25mm). Longer fasteners available on request.

Typical clip fasteners are #10 x 1" Pancake heads for wood and #10 x 1" Pancake head Self Driller for steel.

Pull out strength of fasteners and clip spacing must be checked by professional engineer for project location and design loads.

Fasteners indicated on Stamped Shop Drawings govern over estimates and quotes.

Pre drilling for fastener holes may be required for heavy gauge metals.