

# ***Commercial Accessories***

Westman continues to refine and improve based on changes to the industry. Westman and its affiliated companies and suppliers, reserves the right to change details, specifications, designs or products at any time. Please contact Westman or local representative for the latest information available.



**BUTYL SEALANT TAPE**


**SEALANTS**

**MASTER FLASH**

**MASTER FLASH RETRO FIT**

**MASTER FLASH HI TEMP**


SKU	Product Description
3209030	1/8" x 1/2" Butyl Tape (30ft. per roll)
3209055	3/32" x 1-1/2" Butyl Tape (40ft. per roll)
BT40	5/32" x 7/32" Butyl Tape (40ft. per roll)
BT50	1/16" x 3/8" Butyl Tape (50ft. per roll)
995051	SSR Butyl Sealant Tube Caulking Xtra Bond 1500NS
995053	Tube Caulking Titebond Metal Roof Weathermaster FF801
MF#1	Master Flash # 1 (1/4" - 2 1/2")
MF#2	Master Flash # 2 (1-1/4" - 3")
MF#3	Master Flash # 3 (1/4" - 5")
MF#4	Master Flash # 4 (3" - 6-1/4")
MF#5	Master Flash # 5 (4-1/4" - 7-3/4")
MF#6	Master Flash # 6 (5" - 9")
MF#7	Master Flash # 7 (6" - 11")
MF#8	Master Flash # 8 (7" - 13")
MF#9	Master Flash # 9 (9" - 19")
RD8011	Retro Fit Master Flash (3/4" - 2-3/4")
RD8012	Retro Fit Master Flash (2" - 7-1/4")
RD8013	Retro Fit Master Flash (3-1/4" - 10")
4035910	Master Flash # 3 Hi Temp Silicone Red (1/4" - 4")
4035910BLK	Master Flash # 3 Hi Temp Silicone Black (1/4" - 4")
4036910	Master Flash # 5 Hi Temp Silicone Red (4-1/4" - 7-3/4")
4036910BLK	Master Flash # 5 Hi Temp Silicone Black (4-1/4" - 7-3/4")
4038910	Master Flash # 8 Hi Temp Silicone Red (7" - 13")
4038910BLK	Master Flash # 8 Hi Temp Silicone Black (7" - 13")
4039910	Master Flash # 9 Hi Temp Silicone Red (9" - 19")
4039910BLK	Master Flash # 9 Hi Temp Silicone Black (9" - 19")


**Ordering Colour Fasteners**

When ordering the colour variant of any WESTMAN STEEL fastener product, simply place the Colour Code, shown below, replacing the XXXX in the SKU number code. All Galvanized product SKUs are listed for you.

**Example:**

1 1/2" Self Driller TEK 3 Screw c/w Washer Coloured SKU - **SDXXXX1215**

Bright Red QC # - **0386**

Final Order SKU - **SD03861215**

Classic Colours	Colour Code
Black	0262
Bone White	0273
Bright Red	0386
Bright White	4783
Buckskin	9202
Burgundy	8011
Charcoal	0306
Coffee	0326
Dark Red	0250
Deep Water Green	3684

Classic Colours	Colour Code
Gold	0276
Heron Blue	0330
Hickory Moss	9368
Int'l Orange	0234
Iron Ore	0614
Ivory	8802
Light Stone	9367
Medium Green	0329
Melchers Green	0307
Metro Brown	0228

Classic Colours	Colour Code
Pacific Turquoise	0258
Regent Grey	1730
Royal Blue	0790
Sapphire Blue	0261
Slate Blue	0260
Stone Grey	0305
Tan	0315
Tile Red	0259
Whistler Green	8093
White White	0317

Commercial	Colour Code
Antique Linen	3696
Black	0262
Bone White	0273
Bright White	4783
Buckskin	9202
Cambridge White	3695
Charcoal	0306
Coffee	0326
Dark Brown	0229

Commercial	Colour Code
Dark Red	0250
Deepwater Green	3684
Gold	0276
Heron Blue	0330
Medium Green	0329
Melchers Green	0307
Metro Brown	0228
Regent Grey	1730
Royal Blue	0790

Commercial	Colour Code
Slate Blue	0260
Stone Grey	0305
Tan	0315
Whistler Green	8093
White White	0317

Textured Colours	Colour Code
Chocolate Brown	6034
Chrome Green	6037
Graphite Grey	6035

Textured Colours	Colour Code
Jet Black	6039
Oxide Red	6042
Sepia Brown	6041


















Exotic Colours	Colour Code
Copper Penny	COPP
Dark Zinc	0306
Rustic Red	1426
Silver Mist	2008
Corten	9942

Washers not included unless noted otherwise. • Check your local Westman branch for availability, extended lead times may be required.  
 Special order fasteners sold in full pail quantities ONLY, freight charges will be applicable.




	SKU	Product Description	Hex Head	Application	PCs Per Pail	Weight
	SSXXXX1478	7/8" Self Driller TEK 1 Stitch Screw c/w Washer Coloured	3/8"	Steel Panel to Steel	2500	32.5 lbs.
	SS00011478	7/8" Self Driller TEK 1 Stitch Screw c/w Washer Plain	3/8"	Steel Panel to Steel	2500	32.5 lbs.
	SDXXXX1210	1" Self Driller TEK 3 Screw c/w Washer Coloured	5/16"	Steel Panel to Steel	3000	37.2 lbs.
	SD00011210	1" Self Driller TEK 3 Screw c/w Washer Plain	5/16"	Steel Panel to Steel	3000	37.2 lbs.
	SDXXXX1215	1 1/2" Self Driller TEK 3 Screw c/w Washer Coloured	5/16"	Steel Panel to Steel	2000	32.2 lbs.
	SD00011215	1 1/2" Self Driller TEK 3 Screw c/w Washer Plain	5/16"	Steel Panel to Steel	2000	32.2 lbs.
	SDXXXX1220	2" Self Driller TEK 3 Screw c/w Washer Coloured	5/16"	Steel Panel to Steel	1500	30 lbs.
	SD00011220	2" Self Driller TEK 3 Screw c/w Washer Plain	5/16"	Steel Panel to Steel	1500	30 lbs.
	SDXXXX1230	3" Self Driller TEK 3 Screw c/w Washer Coloured	5/16"	Steel Panel to Steel	1000	27.8 lbs.
	SD00011230	3" Self Driller TEK 3 Screw c/w Washer Plain	5/16"	Steel Panel to Steel	1000	27.8 lbs.
	556374	1" Tek Screw 12-14x1 #2 Pancake	#2 Robertson	Steel Panel to Steel	4000	34 lbs.
	556375	Screw Bolt 11/16 x 7/8"	3/8"	Steel Panel to Steel	1000	16 lbs.
	556376	1 1/8" SSR Endlap Screw	5/16"	Steel Panel to Steel	2000	16 lbs.
	556377	2" SSR Clip Screw	5/16"	Steel Panel to Steel	1000	27 lbs.
	556378	1 1/4" SSR Clip Screw	5/16"	Steel Panel to Steel	2000	17 lbs.
	2688014	1/2" Hex Serrated Flange Nut	3/4"	Girt & Purlin Bolt	1000	50 lbs.
	3188037	1/2" x 1 1/2" Indented Hex Head Bolt	3/4"	Girt & Purlin Bolt	400	52 lbs.

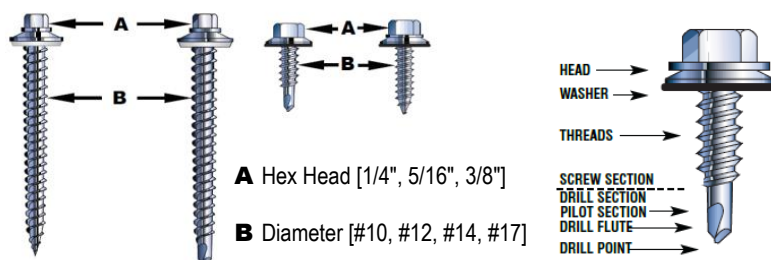
Washers not included unless noted otherwise. • Check your local Westman branch for availability, extended lead times may be required.  
 Special order fasteners sold in full pail quantities ONLY, freight charges will be applicable.



	SKU	Product Description	Hex Head	Application	PCs Per Pail	Weight
	3188056	1/2" x 1 1/4" Flat Head Bolt		Door Frame Clip Bolt	600	54 lbs.
	3228051	7/8" Self Driller TEK 4 Screw c/w Washer Coloured	5/16"	Steel Panel to Steel	3000	30 lbs.
	3228051	7/8" Self Driller TEK 4 Screw c/w Washer Plain	5/16"	Steel Panel to Steel	3000	30 lbs.
	3228055	1 1/4" Self Driller TEK 5 Screw c/w Washer Coloured	5/16"	Steel Panel to Steel	2500	37.5 lbs.
	3228055	1 1/4" Self Driller TEK 5 Screw c/w Washer Plain	5/16"	Steel Panel to Steel	2500	37.5 lbs.
	3228052	1 1/2" Self Driller TEK 5 Screw c/w Washer Coloured	5/16"	Steel Panel to Steel	2000	20 lbs.
	3228052	1 1/2" Self Driller TEK 5 Screw c/w Washer Plain	5/16"	Steel Panel to Steel	2000	20 lbs.
	3228054	2" Self Driller TEK 5 Screw c/w Washer Coloured	5/16"	Steel Panel to Steel	1500	31.5 lbs.
	3228054	2" Self Driller TEK 5 Screw c/w Washer Plain	5/16"	Steel Panel to Steel	1500	31.5 lbs.
	3228058	3" Self Driller TEK 5 Screw c/w Washer Coloured	3/8"	Steel Panel to Steel	1000	30 lbs.
	3228058	3" Self Driller TEK 5 Screw c/w Washer Plain	3/8"	Steel Panel to Steel	1000	30 lbs.
	3228057	4" Self Driller TEK 5 Screw c/w Washer Coloured	3/8"	Steel Panel to Steel	1500	30 lbs.
	3228057	4" Self Driller TEK 5 Screw c/w Washer Plain	3/8"	Steel Panel to Steel	1500	30 lbs.
	PH00011010C	#10 x 1" Pancake Galvanized No Washer	#2 Quadrex	Steel/PVC Panel to Wood	5000	39 lbs.
	PH00011015NW	#10 x 1 1/2" Pancake Galvanized No Washer	#2 Quadrex	Steel/PVC Panel to Wood	3000	30 lbs.
	PH00011210SD	#12 x 1" Pancake Self Drill	#2 Quadrex	Steel Panel to Steel	4000	34 lbs.
	WSXXX1010	1" #10 Wood Screw c/w Washer Coloured	1/4"	Steel Panel to Wood	3000	25 lbs.

Washers not included unless noted otherwise. • Check your local Westman branch for availability, extended lead times may be required.  
Special order fasteners sold in full pail quantities ONLY, freight charges will be applicable.

	SKU	Product Description	Hex Head	Application	PCs Per Pail	Weight
	WS00011010	1" #10 Wood Screw c/w Washer Plain	1/4"	Steel Panel to Wood	3000	25 lbs.
	WSXXX1015	1 1/2" #10 Wood Screw c/w Washer Coloured	1/4"	Steel Panel to Wood	2500	30 lbs.
	WS00011015	1 1/2" #10 Wood Screw c/w Washer Plain	1/4"	Steel Panel to Wood	2500	30 lbs.
	WSXXX1020	2" #10 Wood Screw c/w Washer Coloured	1/4"	Steel Panel to Wood	2000	27 lbs.
	WS00011020	2" #10 Wood Screw c/w Washer Plain	1/4"	Steel Panel to Wood	2000	27 lbs.
	WSXXX1030	3" #10 Wood Screw c/w Washer Coloured	1/4"	Steel Panel to Wood	1000	19 lbs.
	WS00011030	3" #10 Wood Screw c/w Washer Plain	1/4"	Steel Panel to Wood	1000	19 lbs.



All coloured hex heads are Powder Coated, including under the washer head for added durability and performance with no Red Rusting. Powder Coating resists chipping, scratching and fading. Colours are uniform, consistent and match all steel panel colours.

All Powder Coated fasteners can be damaged with the use of Impact Tools. Only used appropriate sockets with screw guns set to required RPM speeds for type of fasteners and materials.















Contact WESTMAN STEEL for additional technical information including Pull-over and Pull-out strengths.

MAGNETIC SOCKETS	14MDB	#10 Magnetic Socket (1/4" hex head x 1 5/8 length)
	516MDB	#12 Magnetic Socket (5/16" hex head x 1 5/8 length)
	38MDB-2	#14 Magnetic Socket (3/8" hex head x 1 3/4 length)













Magnetic depth can be pre-set to accommodate head height

Washers not included unless noted otherwise. • Check your local Westman branch for availability, extended lead times may be required. Special order fasteners sold in full pail quantities ONLY, freight charges will be applicable.

	SKU	Product Description	Length
	556319	Closure Large Tab 936 & Tough Rib	36"
	556318	Closure Small Tab 936 & Tough Rib	36"
	5232A200	Closure Large Tab Pinnacle Rib	32"
	5232A201	Closure Small Tab Pinnacle Rib	32"
	556326	Closure Small Tab Delta Span	36"
	556327	Closure Large Tab Delta Span	36"
	188134	Closure AWR Large Tab & Wide Span Large Tab	36"
	188133	Closure AWR Small Tab & Wide Span Small Tab	36"
	556336-12	Closure Large Tab 12" Snap Lok	36" (3 Panels)
	556337-12	Closure Small Tab 12" Snap Lok	36" (3 Panels)
	556336-16	Closure Large Tab 16" Snap Lok	32" (2 Panels)
	556337-16	Closure Small Tab 16" Snap Lok	32" (2 Panels)
	556321	Closure Large Tab Diamond Rib	36"
	556320	Closure Small Tab Diamond Rib	36"







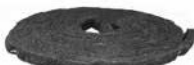
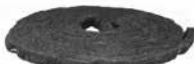



Large Tab Closures are typically used on top of panels. Small Tab Closures are used under the panels.



	SKU	Product Description	Length
	556325	Closure Large Tab Elite Rib/Ultrasp	36"
	556324	Closure Small Tab Elite Rib/Ultrasp	36"
	DMLTC	Closure Large Tab Deck Mate	36"
	DMSTC	Closure Small Tab Deck Mate	36"
	188181	Closure 7/8" Corrugated	37"
	188180	Closure 1/2" Corrugated	34.67"
	556380	SSR End Dam 18 Ga (Large Tab Metal Closure)	23.5"
	556391	SSR Dek Cap Flexible End Cell	
	556369	Closure Block SSR 24 Ga Galvalume	5.63"
	556396	Thermal Block 1 X 3 X 49-1/2	49.5"

Large Tab Closures are typically used on top of panels. Small Tab Closures are used under the panels.



	SKU	Product Description	Length
	LTCVTR36	Vented Closure - 936 & Tough Rib (for use with #579 Ridge Cap)	36"
	5232RVLP20	Vented Closure - Pinnacle Rib (for use with #579 Ridge Cap)	32"
	RPVC	Vented Closure - AWR Panel (36" Coverage)	36"
	CRV	Roll Vent 10-1/2" x 20' (for use with #583 Ridge Cap)	20' 0"
	VCSL12	Vented Closure - Snap Lok 12" Panel (36" coverage, 3 Panels)	36" (3 Panels)
	VCSL16	Vented Closure - Snap Lok 16" Panel (32" coverage, 2 Panels)	32" (2 Panels)
 1 ROLL REQUIRED EACH SIDE OF THE RIDGE	FPRV1520	Profile Ridge Vent Closure Tough Rib & 938 (2" wide x 20' Roll)	20'
 1 ROLL REQUIRED EACH SIDE OF THE RIDGE	TO15019V	Profile Ridge Vent Closure AWR (2 x 25' Rolls per package)	50'
	AST3875	3/8" x 3/4" x 13' AST Hi Acrylic (expands to 1 1/2")	13'
	AST1475	1/4" x 3/4" x 20' AST Hi Acrylic (expands to 1")	20'
	FOV2-1020-20	Flex-O-Vent Universal Vented Closure (1" x 2" x 20' Rolls - Rib Heights up to 3/4")	20'

Large Tab Closures are typically used on top of panels. Small Tab Closures are used under the panels.