

WESTMAN STEEL

STATEMENTS IN STEEL™

PROFILE	APPLICATION
SCREWDOWN ROOF (TR/936/DR/RR)	TYPICAL

DETAIL	SHT.	DATE	REV.
OPEN GABLE FLASHING GUIDE	FG-100	MAY 7/20	A

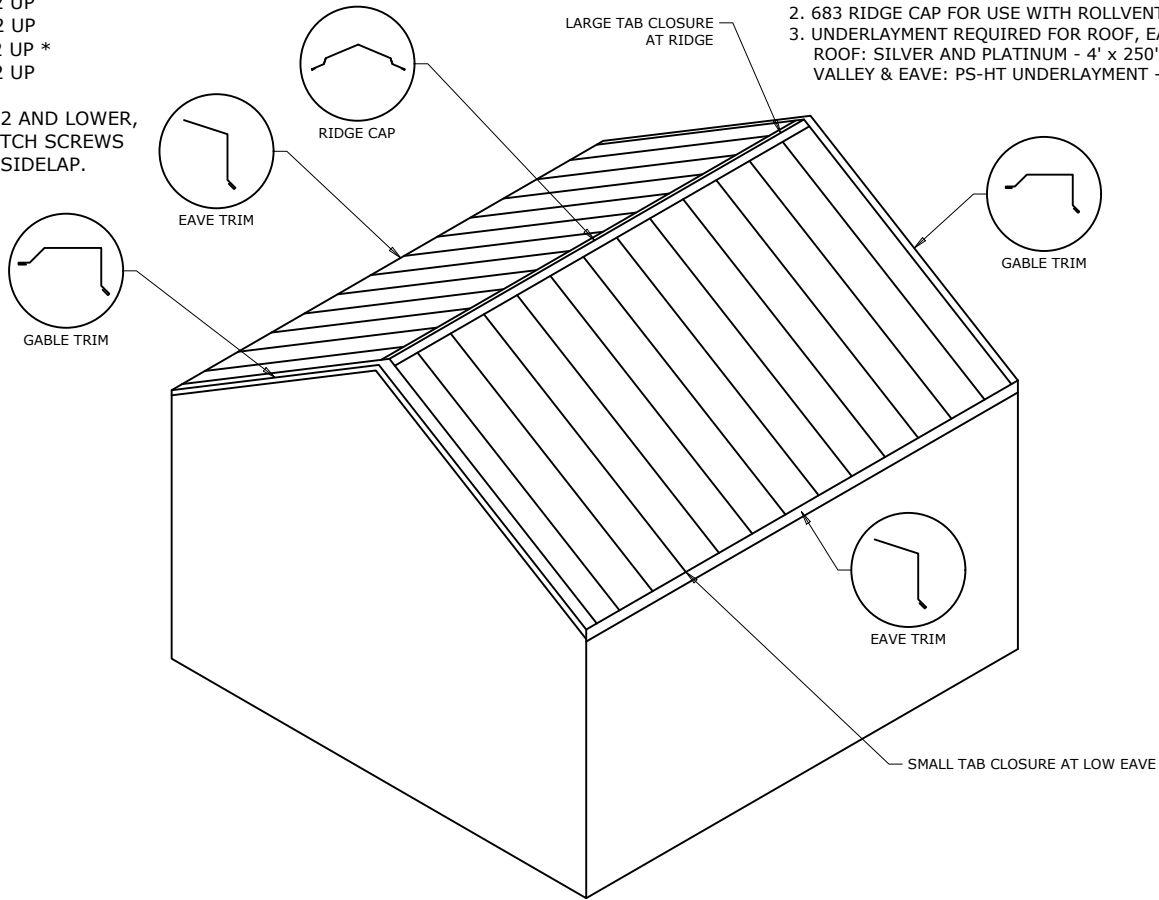
PROFILE / PITCH LIMITATIONS

TOUGH RIB/936: 3/12 UP
 RAINBOW RIB: 4/12 UP
 AWR: 1/12 UP *
 SNAP-LOCK: 3/12 UP

* FOR AWR SLOPES 3/12 AND LOWER, SEALANT TAPE AND STITCH SCREWS ARE REQUIRED AT THE SIDELAP.

ROOFING NOTES

- 579 RIDGE CAP FOR USE WITH VENTED CLOSURES.
- 683 RIDGE CAP FOR USE WITH ROLLVENT.
- UNDERLAYMENT REQUIRED FOR ROOF, EAVES, AND VALLEYS.
 ROOF: SILVER AND PLATINUM - 4' x 250' ROLL
 VALLEY & EAVE: PS-HT UNDERLAYMENT - 3' x 65' ROLL



 GABLE TRIM 421	 GABLE TRIM 422	 GABLE TRIM 426	 RIDGE CAP 578	 RIDGE CAP 579	 HIP/RIDGE FLASHING 584	 EAVE TRIM 608	
 EAVE TRIM 609	 RIDGE CAP 683	 EAVE TRIM 805	 EAVE TRIM 806	 GABLE TRIM 821	 GABLE TRIM 849	 EAVE TRIM 934	 GABLE TRIM 954

RECOMMENDED TRIMS BY PRODUCTION PLANT - STANDARD FLASHING DETAIL (CUSTOM TRIMS AVAILABLE)

TRIM DESCRIPTION	LANGLEY, BC	AIRDRIE, AB	SWIFT CURRENT, SK	BRANDON, MB	CAMBRIDGE, ON
GABLE TRIM	421	421 or 426	421 or 426	421 or 426	421 or 422 or 821 or 849 or 954
EAVE TRIM	609	608 or 609 or 934	608 or 609	STD or RES	609 or 805 or 806
RIDGE CAP	578	578 or 579 or 584 or 683	578 or 579	578	578 or 579 or 584 or 683

NOTES:
 A. DETAILS ARE FOR GUIDELINES ONLY, AND MAY NOT BE SUITABLE FOR ALL BUILDING DESIGNS AND CONDITIONS.

WESTMAN STEEL

STATEMENTS IN STEEL™

PROFILE	APPLICATION
SCREWDOWN ROOF (TR/936/DR/RR)	TYPICAL

DETAIL	SHT.	DATE	REV.
DORMER FLASHING GUIDE	FG-101	MAY 7/20	A

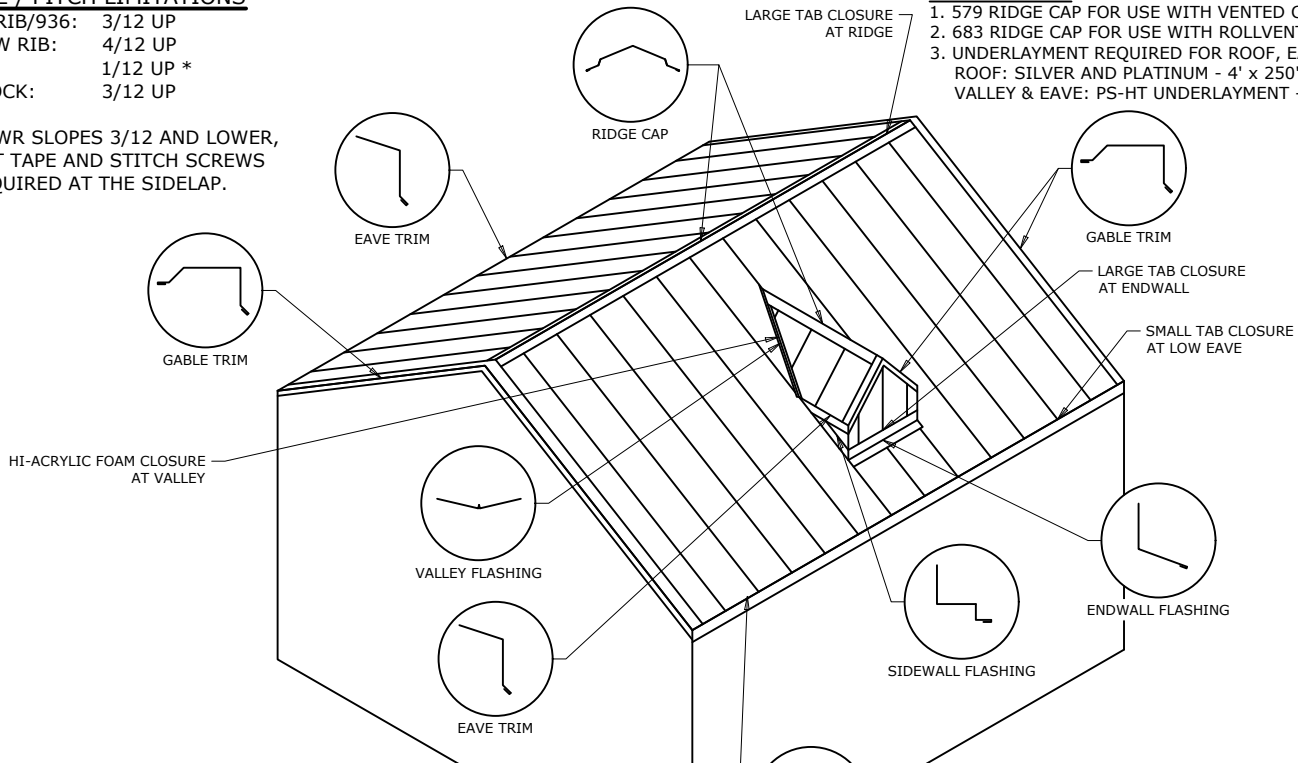
PROFILE / PITCH LIMITATIONS

TOUGH RIB/936: 3/12 UP
 RAINBOW RIB: 4/12 UP
 AWR: 1/12 UP *
 SNAP-LOCK: 3/12 UP

* FOR AWR SLOPES 3/12 AND LOWER, SEALANT TAPE AND STITCH SCREWS ARE REQUIRED AT THE SIDELAP.

ROOFING NOTES

- 579 RIDGE CAP FOR USE WITH VENTED CLOSURES.
- 683 RIDGE CAP FOR USE WITH ROLLVENT.
- UNDERLAYMENT REQUIRED FOR ROOF, EAVES, AND VALLEYS.
 ROOF: SILVER AND PLATINUM - 4' x 250' ROLL
 VALLEY & EAVE: PS-HT UNDERLAYMENT - 3' x 65' ROLL



 GABLE TRIM 421	 GABLE TRIM 422	 GABLE TRIM 426	 RIDGE CAP 578	 RIDGE CAP 579	 HIP/RIDGE FLASHING 584	 VALLEY FLASHING 587
 VALLEY FLASHING 588	 VALLEY FLASHING 589	 ENDWALL FLASHING 603	 SIDEWALL FLASHING 605	 TRANSITION TRIM 606	 EAVE TRIM 608	 EAVE TRIM 609
 EAVE TRIM 805	 EAVE TRIM 806	 GABLE TRIM 821	 SIDEWALL FLASHING 842	 SIDEWALL FLASHING 848	 GABLE TRIM 849	 EAVE TRIM 934
 GABLE TRIM 954						

RECOMMENDED TRIMS BY PRODUCTION PLANT - STANDARD FLASHING DETAIL (CUSTOM TRIMS AVAILABLE)

TRIM DESCRIPTION	LANGLEY, BC	AIRDRIE, AB	SWIFT CURRENT, SK	BRANDON, MB	CAMBRIDGE, ON
GABLE TRIM	421	421 or 426	421 or 426	421 or 426	421 or 422 or 821 or 849 or 954
EAVE TRIM	609	608 or 609 or 934	608 or 609	STD or RES	609 or 805 or 806
RIDGE CAP	578	578 or 579 or 584 or 683	578 or 579	578	578 or 579 or 584 or 683
VALLEY FLASHING	588	588 or 589	588 or 589	588 or 589	587 or 588 or 589
ENDWALL FLASHING	603	603	603	603	603
SIDEWALL FLASHING	606	605	605	605	605 or 842 or 848

NOTES:
 A. DETAILS ARE FOR GUIDELINES ONLY, AND MAY NOT BE SUITABLE FOR ALL BUILDING DESIGNS AND CONDITIONS.

WESTMAN STEEL

STATEMENTS IN STEEL™

PROFILE	APPLICATION
SCREWDOWN ROOF (TR/936/DR/RR)	TYPICAL

DETAIL	SHT.	DATE	REV.
HIP AND VALLEY FLASHING GUIDE	FG-102	MAY 7/20	A

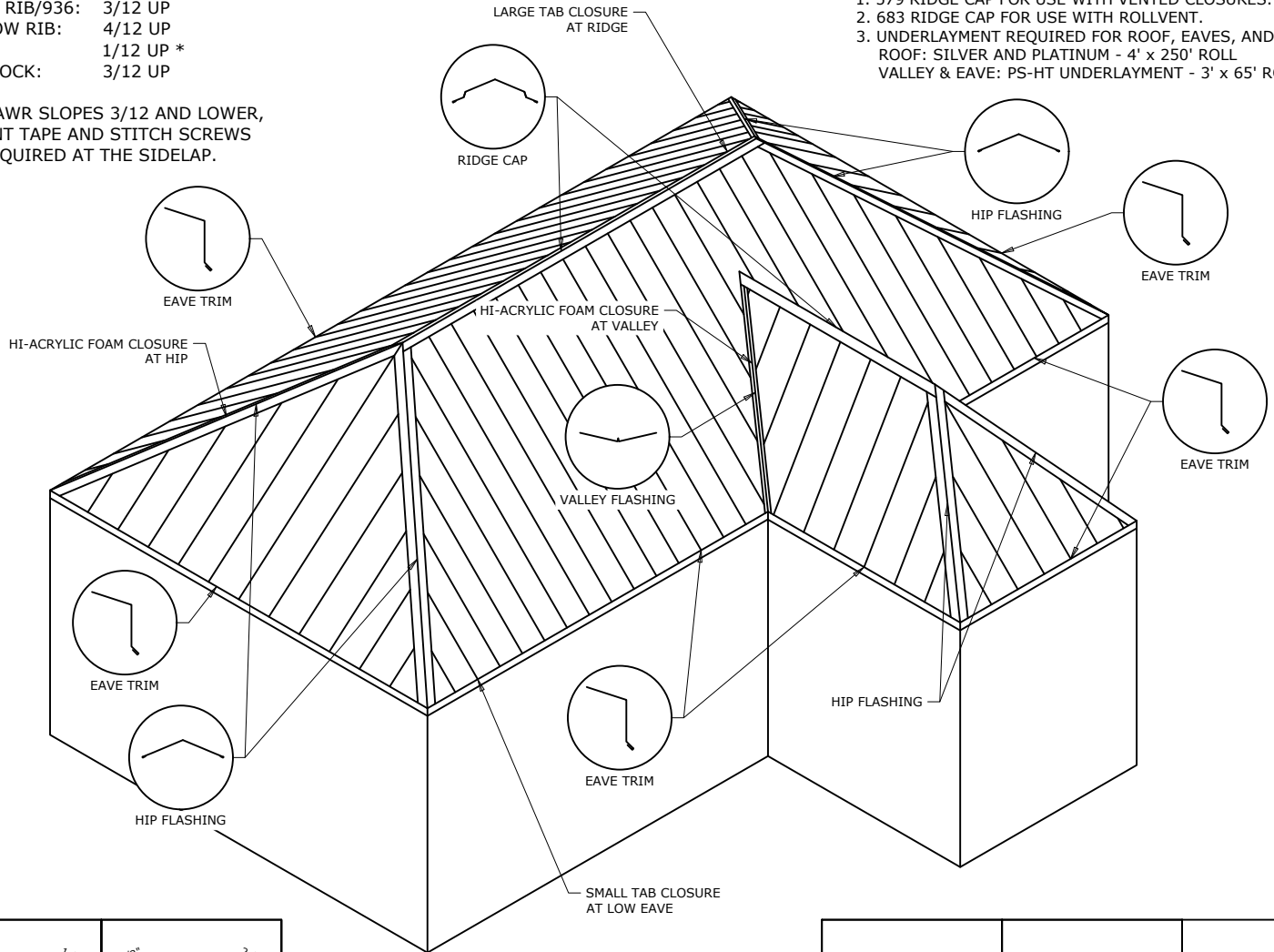
PROFILE / PITCH LIMITATIONS

TOUGH RIB/936: 3/12 UP
 RAINBOW RIB: 4/12 UP
 AWR: 1/12 UP *
 SNAP-LOCK: 3/12 UP

* FOR AWR SLOPES 3/12 AND LOWER, SEALANT TAPE AND STITCH SCREWS ARE REQUIRED AT THE SIDELAP.

ROOFING NOTES

- 579 RIDGE CAP FOR USE WITH VENTED CLOSURES.
- 683 RIDGE CAP FOR USE WITH ROLLVENT.
- UNDERLAYMENT REQUIRED FOR ROOF, EAVES, AND VALLEYS.
 ROOF: SILVER AND PLATINUM - 4' x 250' ROLL
 VALLEY & EAVE: PS-HT UNDERLAYMENT - 3' x 65' ROLL



 RIDGE CAP 578	 RIDGE CAP 579	 HIP/RIDGE FLASHING 580	 HIP/RIDGE FLASHING 584	 VALLEY FLASHING 587
 VALLEY FLASHING 588	 VALLEY FLASHING 589	 EAVE TRIM 608	 EAVE TRIM 609	 RIDGE CAP 683
 EAVE TRIM 805	 EAVE TRIM 806	 EAVE TRIM 934		

RECOMMENDED TRIMS BY PRODUCTION PLANT - STANDARD FLASHING DETAIL (CUSTOM TRIMS AVAILABLE)

TRIM DESCRIPTION	LANGLEY, BC	AIRDRIE, AB	SWIFT CURRENT, SK	BRANDON, MB	CAMBRIDGE, ON
EAVE TRIM	609	608 or 609 or 934	608 or 609	STD or RES	608 or 609 or 805 or 806
RIDGE CAP	578	578 or 579 or 584 or 683	578 or 579	578	578 or 579 or 584 or 683
VALLEY FLASHING	588	588 or 589	588 or 589	588 or 589	587 or 588 or 589
HIP FLASHING	584	584 or 580	584	578	584

NOTES:
 A. DETAILS ARE FOR GUIDELINES ONLY, AND MAY NOT BE SUITABLE FOR ALL BUILDING DESIGNS AND CONDITIONS.

WESTMAN STEEL

STATEMENTS IN STEEL™

PROFILE	APPLICATION
SCREWDOWN ROOF (TR/936/DR/RR)	TYPICAL

DETAIL	SHT.	DATE	REV.
GAMBREL FLASHING GUIDE	FG-103	MAY 7/20	A

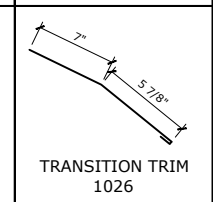
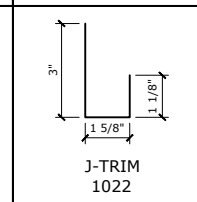
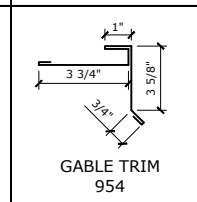
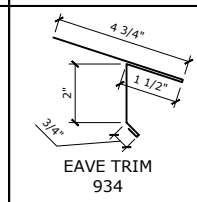
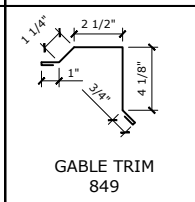
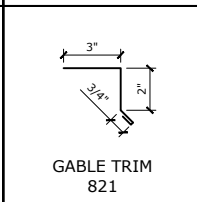
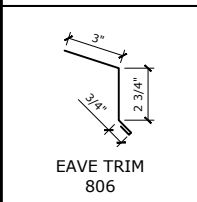
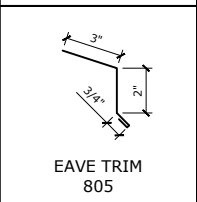
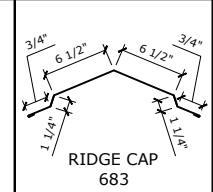
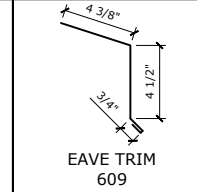
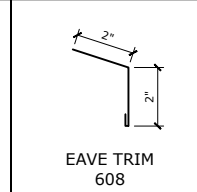
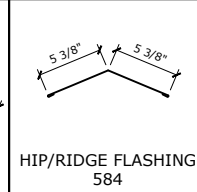
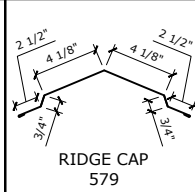
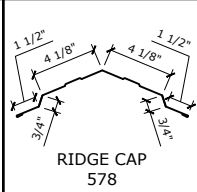
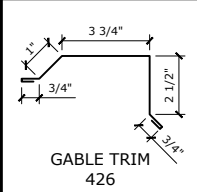
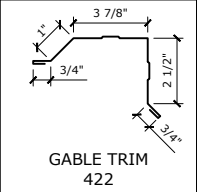
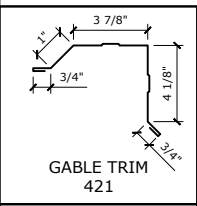
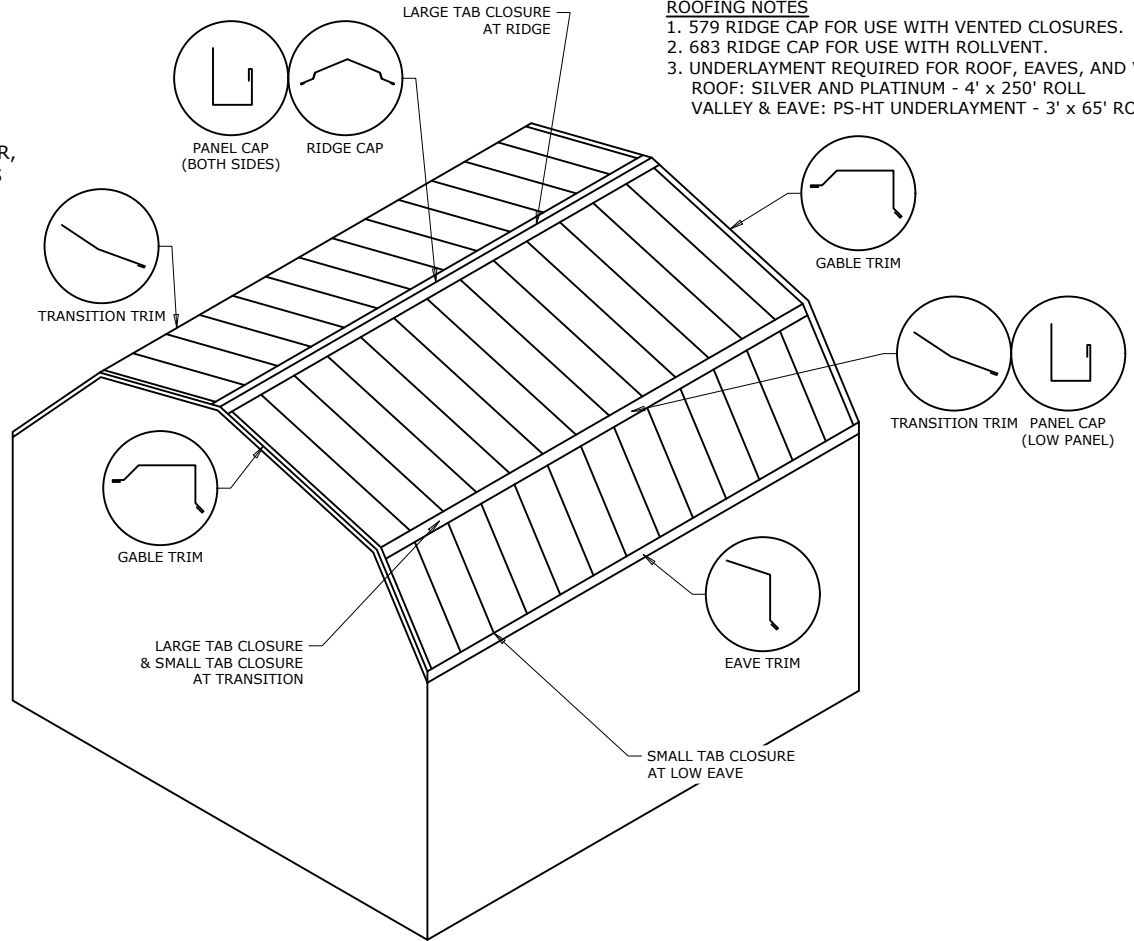
PROFILE / PITCH LIMITATIONS

TOUGH RIB/936: 3/12 UP
 RAINBOW RIB: 4/12 UP
 AWR: 1/12 UP *
 SNAP-LOCK: 3/12 UP

* FOR AWR SLOPES 3/12 AND LOWER, SEALANT TAPE AND STITCH SCREWS ARE REQUIRED AT THE SIDELAP.

ROOFING NOTES

- 579 RIDGE CAP FOR USE WITH VENTED CLOSURES.
- 683 RIDGE CAP FOR USE WITH ROLLVENT.
- UNDERLAYMENT REQUIRED FOR ROOF, EAVES, AND VALLEYS.
 ROOF: SILVER AND PLATINUM - 4' x 250' ROLL
 VALLEY & EAVE: PS-HT UNDERLAYMENT - 3' x 65' ROLL



RECOMMENDED TRIMS BY PRODUCTION PLANT - STANDARD FLASHING DETAIL (CUSTOM TRIMS AVAILABLE)

TRIM DESCRIPTION	LANGLEY, BC	AIRDRIE, AB	SWIFT CURRENT, SK	BRANDON, MB	CAMBRIDGE, ON
GABLE TRIM	421	421 or 426	421 or 426	421 or 426	421 or 422 or 821 or 849 or 954
EAVE TRIM	609	608 or 609 or 934	608 or 609	STD or RES	609 or 805 or 806
RIDGE CAP	578	578 or 579 or 584 or 683	578 or 579	578	578 or 579 or 584 or 683
PANEL CAP	1022	1022	1022	1022	1022
TRANSITION TRIM	1026	1026	609	1026	609 or NTN*

NOTES:
 A. DETAILS ARE FOR GUIDELINES ONLY, AND MAY NOT BE SUITABLE FOR ALL BUILDING DESIGNS AND CONDITIONS. *NTN UNAVAILABLE FOR PR

WESTMAN STEEL

STATEMENTS IN STEEL™

PROFILE	APPLICATION
SCREWDOWN ROOF (TR/936/DR/RR)	TYPICAL

DETAIL	SHT.	DATE	REV.
DUTCH GABLE FLASHING GUIDE	FG-104	MAY 7/20	A

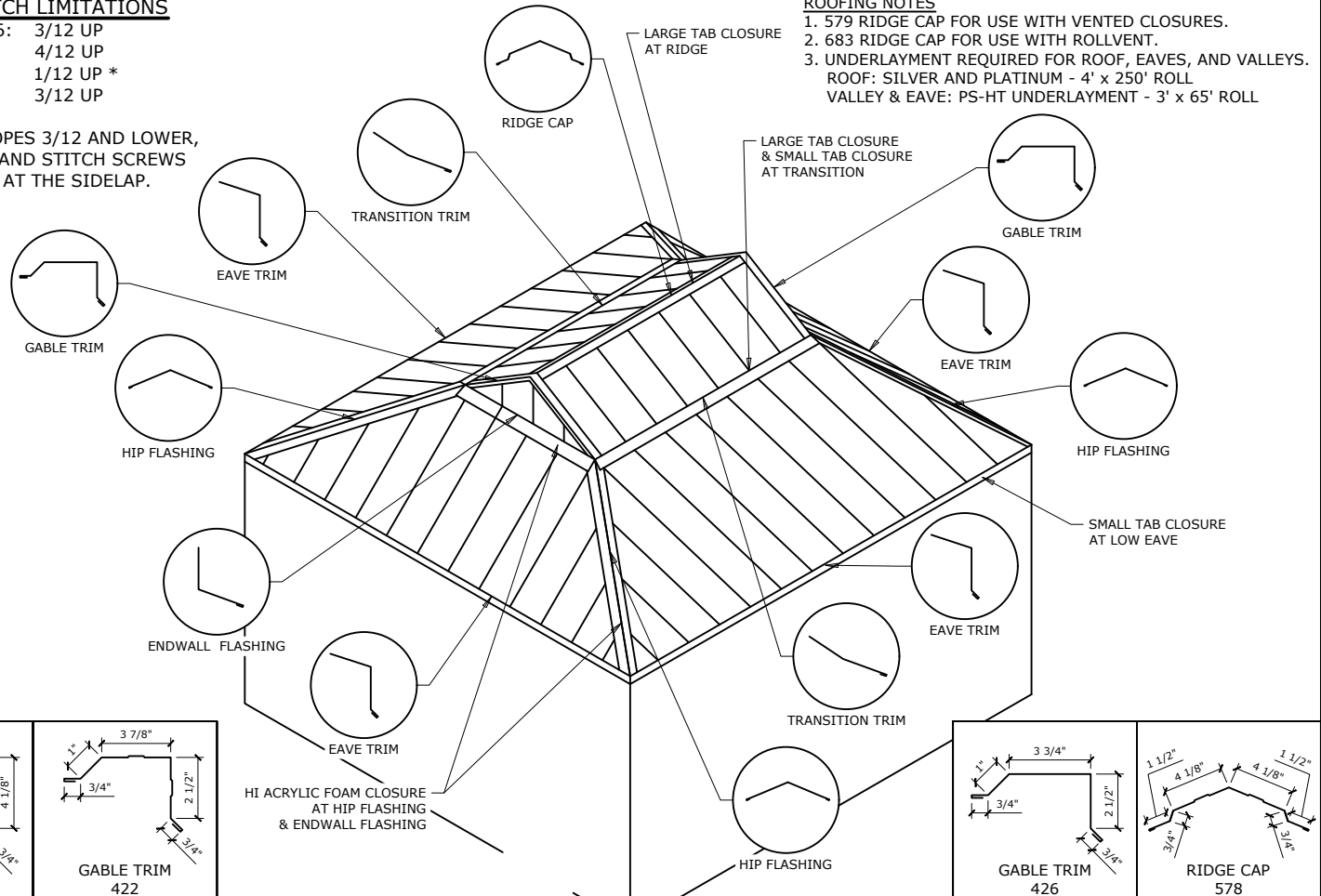
PROFILE / PITCH LIMITATIONS

TOUGH RIB/936: 3/12 UP
 RAINBOW RIB: 4/12 UP
 AWR: 1/12 UP *
 SNAP-LOCK: 3/12 UP

* FOR AWR SLOPES 3/12 AND LOWER, SEALANT TAPE AND STITCH SCREWS ARE REQUIRED AT THE SIDELAP.

ROOFING NOTES

- 579 RIDGE CAP FOR USE WITH VENTED CLOSURES.
- 683 RIDGE CAP FOR USE WITH ROLLVENT.
- UNDERLAYMENT REQUIRED FOR ROOF, EAVES, AND VALLEYS.
 ROOF: SILVER AND PLATINUM - 4' x 250' ROLL
 VALLEY & EAVE: PS-HT UNDERLAYMENT - 3' x 65' ROLL



 GABLE TRIM 421	 GABLE TRIM 422	 HI ACRYLIC FOAM CLOSURE AT HIP FLASHING & ENDWALL FLASHING				 GABLE TRIM 426	 RIDGE CAP 578
 RIDGE CAP 579	 HIP/RIDGE FLASHING 580	 HIP/RIDGE FLASHING 584	 ENDWALL FLASHING 603	 SIDEWALL FLASHING 605	 TRANSITION TRIM 606	 EAVE TRIM 608	 EAVE TRIM 609
 RIDGE CAP 683	 EAVE TRIM 805	 EAVE TRIM 806	 GABLE TRIM 821	 SIDEWALL FLASHING 848	 GABLE TRIM 849	 EAVE TRIM 934	 GABLE TRIM 954

RECOMMENDED TRIMS BY PRODUCTION PLANT - STANDARD FLASHING DETAIL (CUSTOM TRIMS AVAILABLE)

TRIM DESCRIPTION	LANGLEY, BC	AIRDRIE, AB	SWIFT CURRENT, SK	BRANDON, MB	CAMBRIDGE, ON
GABLE TRIM	421	421 or 426	421 or 426	421 or 426	421 or 422 or 821 or 849 or 954
EAVE TRIM	609	608 or 609 or 934	608 or 609	STD or RES	609 or 805 or 806
RIDGE CAP	584	578 or 579 or 584 or 683	578 or 579	578	578 or 579 or 584 or 683
HIP FLASHING	584	580 or 584	584	578	584
ENDWALL TRIM	603	603	603	603	605 or 848
TRANSITION TRIM	606	606	606	606	606

NOTES:
 A. DETAILS ARE FOR GUIDELINES ONLY, AND MAY NOT BE SUITABLE FOR ALL BUILDING DESIGNS AND CONDITIONS.

WESTMAN STEEL

STATEMENTS IN STEEL™

PROFILE	APPLICATION
SCREWDOWN ROOF (TR/936/DR/RR)	TYPICAL

DETAIL	SHT.	DATE	REV.
SHED FLASHING GUIDE	FG-105	MAY 7/20	A

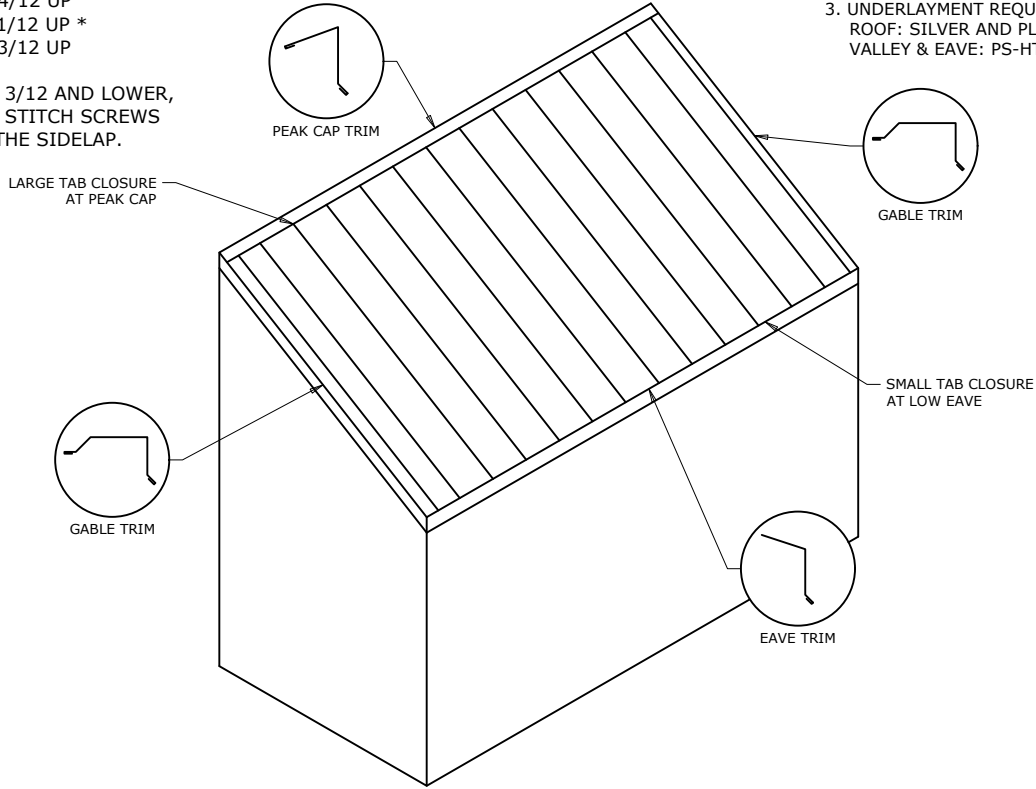
PROFILE / PITCH LIMITATIONS

TOUGH RIB/936: 3/12 UP
 RAINBOW RIB: 4/12 UP
 AWR: 1/12 UP *
 SNAP-LOCK: 3/12 UP

* FOR AWR SLOPES 3/12 AND LOWER, SEALANT TAPE AND STITCH SCREWS ARE REQUIRED AT THE SIDELAP.

ROOFING NOTES

- 579 RIDGE CAP FOR USE WITH VENTED CLOSURES.
- 683 RIDGE CAP FOR USE WITH ROLLVENT.
- UNDERLAYMENT REQUIRED FOR ROOF, EAVES, AND VALLEYS.
 ROOF: SILVER AND PLATINUM - 4' x 250' ROLL
 VALLEY & EAVE: PS-HT UNDERLAYMENT - 3' x 65' ROLL



 GABLE TRIM 421	 GABLE TRIM 422	 GABLE TRIM 426	 EAVE TRIM 608	 EAVE TRIM 609			
 PEAK CAP TRIM 723	 EAVE TRIM 805	 EAVE TRIM 806	 GABLE TRIM 821	 GABLE TRIM 849	 PEAK CAP TRIM 864	 EAVE TRIM 934	 GABLE TRIM 954

RECOMMENDED TRIMS BY PRODUCTION PLANT - STANDARD FLASHING DETAIL (CUSTOM TRIMS AVAILABLE)

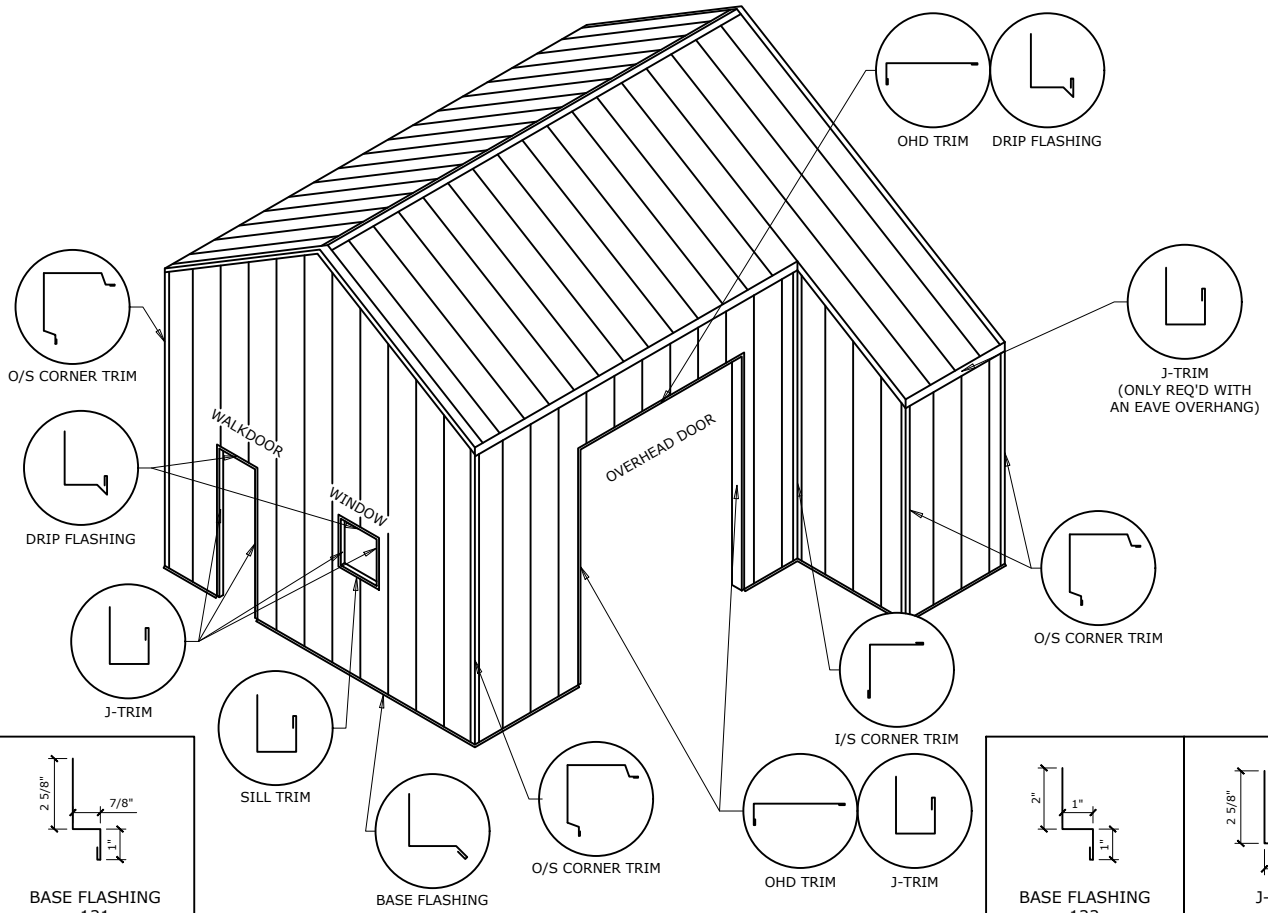
TRIM DESCRIPTION	LANGLEY, BC	AIRDRIE, AB	SWIFT CURRENT, SK	BRANDON, MB	CAMBRIDGE, ON
GABLE TRIM	421	421 or 426	421 or 426	421 or 426	421 or 422 or 821 or 849 or 954
EAVE TRIM	609	608 or 609 or 934	608 or 609	STD or RES	609 or 805 or 806
PEAK CAP TRIM	723	723	723	723	864

NOTES:
 A. DETAILS ARE FOR GUIDELINES ONLY, AND MAY NOT BE SUITABLE FOR ALL BUILDING DESIGNS AND CONDITIONS.

WESTMAN STEEL

STATEMENTS IN STEEL™

PROFILE	SCREWDOWN WALL (TR/936/DR)			APPLICATION	VERTICAL				
DETAIL	WALL FLASHING GUIDE			SHT.	FG-106	DATE	MAY 7/20	REV.	A



 BASE/HDR FLASHING 113	 BASE FLASHING 121	 BASE FLASHING 122	 J-TRIM 252	 O/S CORNER TRIM 417	 O/S CORNER TRIM 418	 O/S CORNER TRIM 425	 I/S CORNER TRIM 480	 I/S CORNER TRIM 498	 OHD TRIM 650	 OHD TRIM 651	 I/S CORNER TRIM 823	
 O/S CORNER TRIM 826	 SILL TRIM 834	 OHD TRIM 850	 OHD TRIM 851	 I/S CORNER TRIM 881	 BASE FLASHING 960	 I/S CORNER TRIM 970	 HEADER FLASHING 556434					

RECOMMENDED TRIMS BY PRODUCTION PLANT - STANDARD FLASHING DETAIL (CUSTOM TRIMS AVAILABLE)

TRIM DESCRIPTION	LANGLEY, BC	AIRDRIE, AB	SWIFT CURRENT, SK	BRANDON, MB	CAMBRIDGE, ON
BASE FLASHING	121	121 or 960	121	121	121 or 122
OUTSIDE CORNER TRIM	425	425	425	425	417 or 418 or 425 or 826
INSIDE CORNER TRIM	480	480 or 498	823	480	480 or 823 or 881 or 970
DRIP FLASHING	113	113 or 556434	113	113	113
J-TRIM	252	252	252	252	252
SILL TRIM	252	252 or 834	252	252	252
OHD TRIM	113	650 or 651	650	650 or 651	650 or 651 or 850 or 851

NOTES:
A. DETAILS ARE FOR GUIDELINES ONLY, AND MAY NOT BE SUITABLE FOR ALL BUILDING DESIGNS AND CONDITIONS.

WESTMAN STEEL

STATEMENTS IN STEEL™

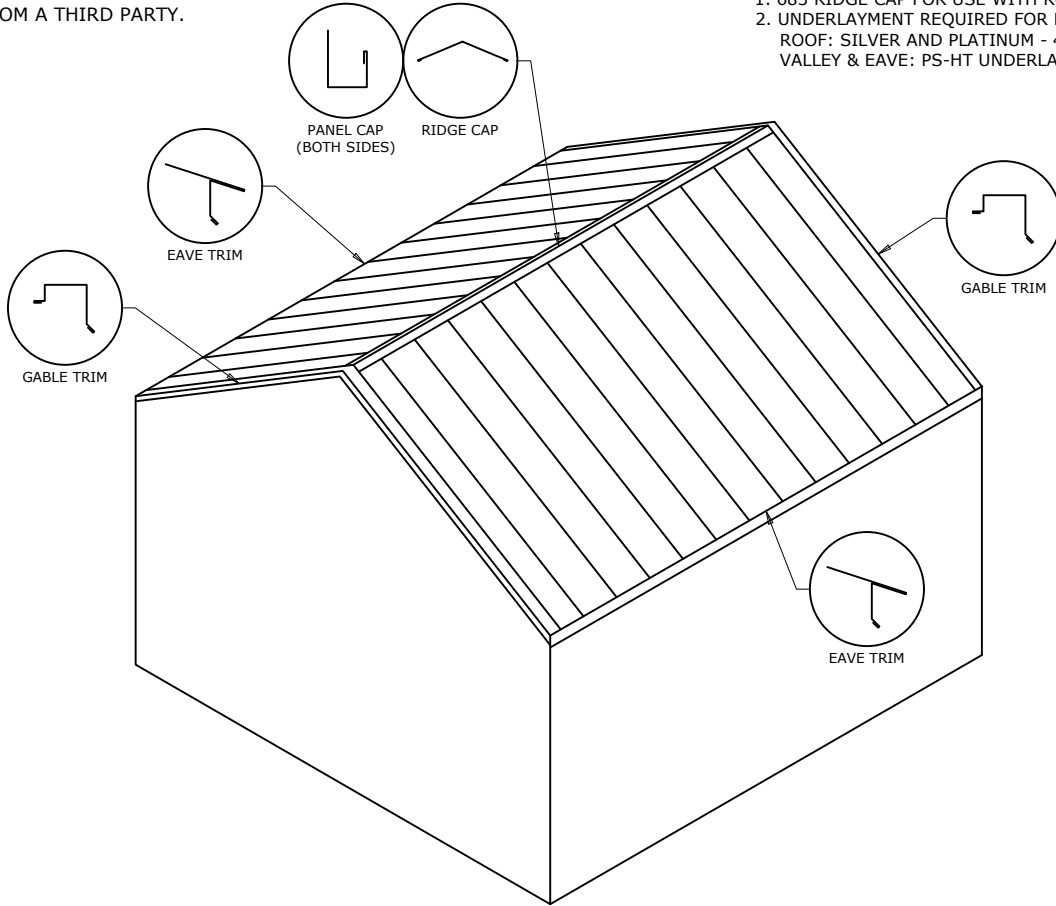
PROFILE	SNAP SEAM & 1 1/2" MECH LOCK ROOF			APPLICATION	TYPICAL				
DETAIL	OPEN GABLE FLASHING GUIDE			SHT.	FG-200	DATE	MAY 7/20	REV.	A

SEAMER RENTAL

SEAMER TO BE RENTED FROM A THIRD PARTY.
(NOT BY WESTMAN)

ROOFING NOTES

- 683 RIDGE CAP FOR USE WITH ROLLVENT.
- UNDERLAYMENT REQUIRED FOR ROOF, EAVES, AND VALLEYS.
ROOF: SILVER AND PLATINUM - 4' x 250' ROLL
VALLEY & EAVE: PS-HT UNDERLAYMENT - 3' x 65' ROLL



RIDGE CAP 578	HIP/RIDGE FLASHING 580	HIP/RIDGE FLASHING 584	EAVE TRIM 608				
EAVE TRIM 609	RIDGE CAP 683	EAVE TRIM 805	J-TRIM 846	EAVE TRIM 934	GABLE TRIM 1015	Z TRIM 1020	J-TRIM 1022

RECOMMENDED TRIMS BY PRODUCTION PLANT - STANDARD FLASHING DETAIL (CUSTOM TRIMS AVAILABLE)

TRIM DESCRIPTION	LANGLEY, BC	AIRDRIE, AB	SWIFT CURRENT, SK	BRANDON, MB	CAMBRIDGE, ON
GABLE TRIM	1015	1015	1015	1015	1015
EAVE TRIM	934	608 or 609	934	608 or 934	805
RIDGE CAP	580	683 or 578 or 580 or 584	580	578	580
Z TRIM OR PANEL CAP	1022	1020 or 1022	846	1022	1020 or 1022

NOTES:
A. DETAILS ARE FOR GUIDELINES ONLY, AND MAY NOT BE SUITABLE FOR ALL BUILDING DESIGNS AND CONDITIONS.

WESTMAN STEEL

STATEMENTS IN STEEL™

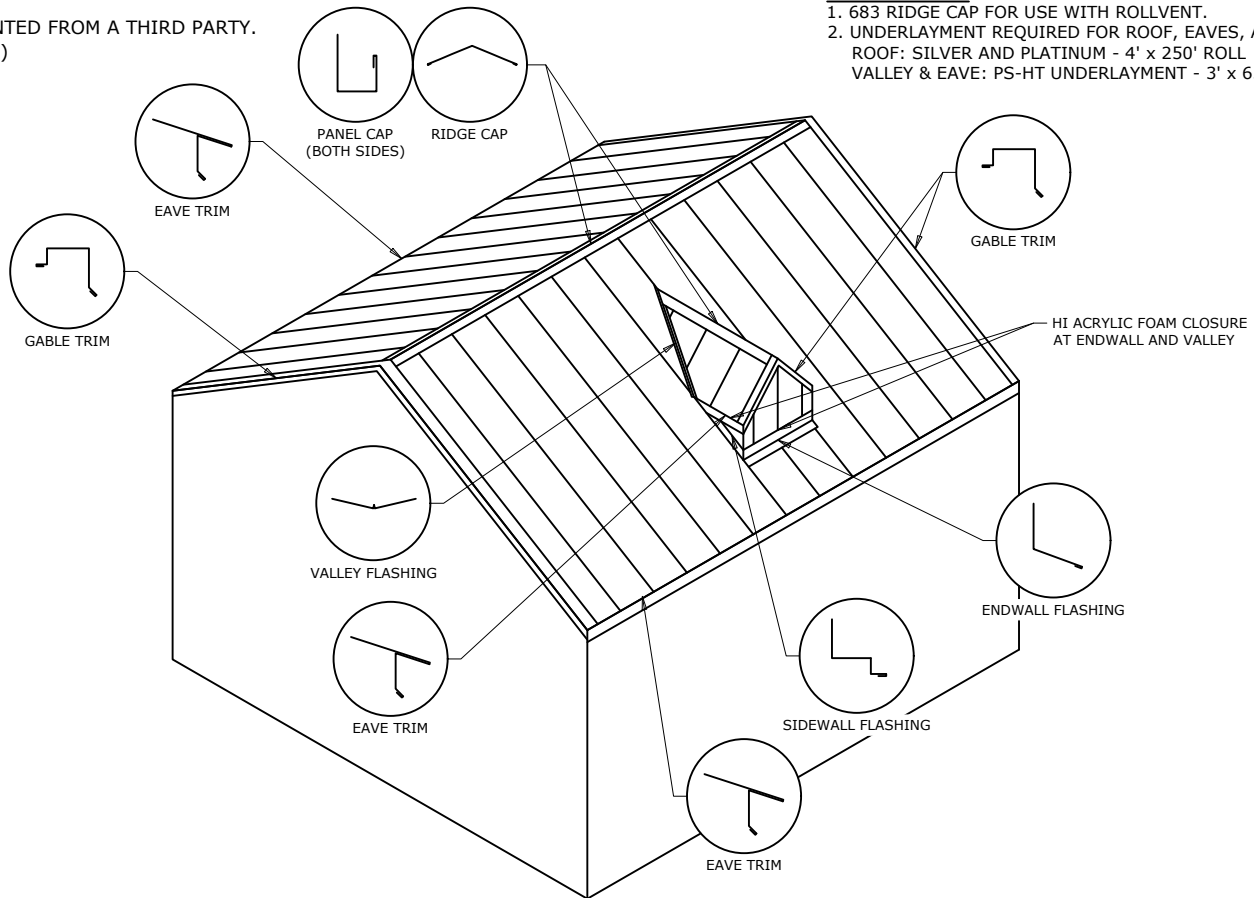
PROFILE	SNAP SEAM & 1 1/2" MECH LOCK ROOF			APPLICATION	TYPICAL			
DETAIL	DORMER FLASHING GUIDE			SHT.	FG-201	DATE	MAY 7/20	
							REV.	A

SEAMER RENTAL

SEAMER TO BE RENTED FROM A THIRD PARTY.
(NOT BY WESTMAN)

ROOFING NOTES

- 683 RIDGE CAP FOR USE WITH ROLLVENT.
- UNDERLAYMENT REQUIRED FOR ROOF, EAVES, AND VALLEYS.
ROOF: SILVER AND PLATINUM - 4' x 250' ROLL
VALLEY & EAVE: PS-HT UNDERLAYMENT - 3' x 65' ROLL



 RIDGE CAP 578	 HIP/RIDGE FLASHING 580	 HIP/RIDGE FLASHING 584	 VALLEY FLASHING 588	 VALLEY FLASHING 589	 ENDWALL FLASHING 603	 EAVE TRIM 608	 EAVE TRIM 609
 RIDGE CAP 683	 EAVE TRIM 805	 J-TRIM 846	 EAVE TRIM 934	 GABLE TRIM 1015	 SIDEWALL FLASHING 1016	 Z TRIM 1020	 J-TRIM 1022

RECOMMENDED TRIMS BY PRODUCTION PLANT - STANDARD FLASHING DETAIL (CUSTOM TRIMS AVAILABLE)

TRIM DESCRIPTION	LANGLEY, BC	AIRDRIE, AB	SWIFT CURRENT, SK	BRANDON, MB	CAMBRIDGE, ON
GABLE TRIM	1015	1015	1015	1015	1015
EAVE TRIM	934	608 or 609	934	608 or 934	805
RIDGE CAP	580	683 or 578 or 580 or 584	580	578	580
Z TRIM OR PANEL CAP	1022	1020 or 1022	846	1022	1020 or 1022
VALLEY FLASHING	588	588 or 589	588 or 589	588 or 589	588
ENDWALL FLASHING	603	603	603	603	603
SIDEWALL FLASHING	1016	1016	1016	1016	1016

NOTES:
A. DETAILS ARE FOR GUIDELINES ONLY, AND MAY NOT BE SUITABLE FOR ALL BUILDING DESIGNS AND CONDITIONS.

WESTMAN STEEL

STATEMENTS IN STEEL™

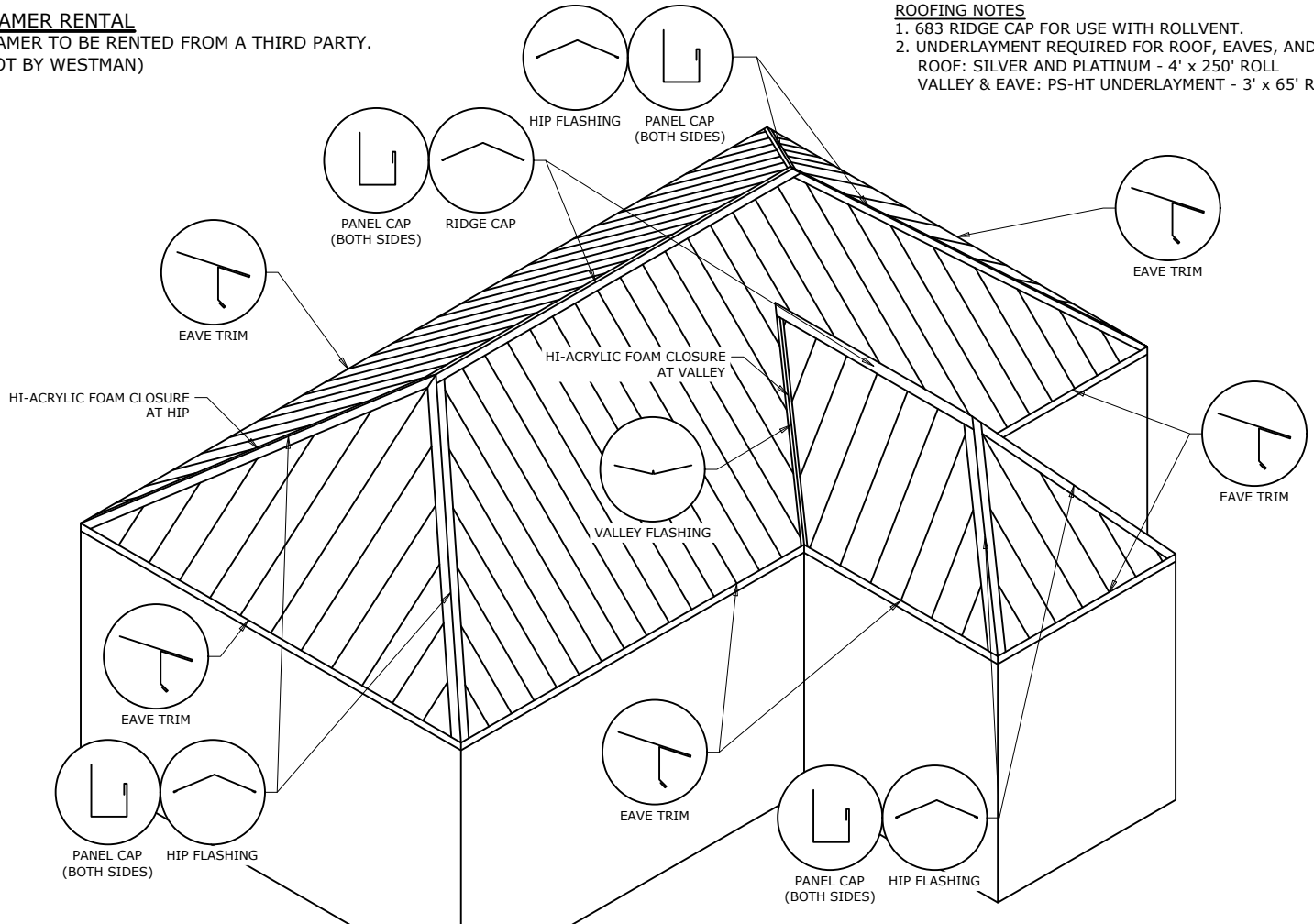
PROFILE	SNAP SEAM & 1 1/2" MECH LOCK ROOF			APPLICATION	TYPICAL				
DETAIL	HIP AND VALLEY FLASHING GUIDE			SHT.	FG-202	DATE	MAY 7/20	REV.	A

SEAMER RENTAL

SEAMER TO BE RENTED FROM A THIRD PARTY.
(NOT BY WESTMAN)

ROOFING NOTES

- 683 RIDGE CAP FOR USE WITH ROLLVENT.
- UNDERLAYMENT REQUIRED FOR ROOF, EAVES, AND VALLEYS.
ROOF: SILVER AND PLATINUM - 4' x 250' ROLL
VALLEY & EAVE: PS-HT UNDERLAYMENT - 3' x 65' ROLL



RIDGE CAP 578	HIP/RIDGE FLASHING 580	HIP/RIDGE FLASHING 584	VALLEY FLASHING 588	VALLEY FLASHING 589			
EAVE TRIM 608	EAVE TRIM 609	RIDGE CAP 683	EAVE TRIM 805	J-TRIM 846	EAVE TRIM 934	Z TRIM 1020	J-TRIM 1022

RECOMMENDED TRIMS BY PRODUCTION PLANT - STANDARD FLASHING DETAIL (CUSTOM TRIMS AVAILABLE)

TRIM DESCRIPTION	LANGLEY, BC	AIRDRIE, AB	SWIFT CURRENT, SK	BRANDON, MB	CAMBRIDGE, ON
EAVE TRIM	934	608 or 609	934	608 or 934	805
RIDGE CAP	580	683 or 578 or 580 or 584	580	578	580
Z TRIM or PANEL CAP	1022	1020 or 1022	846	1022	1020 or 1022
VALLEY FLASHING	589	588 or 589	588 or 589	588 or 589	588
HIP FLASHING	580	580 or 584	580	578	580

NOTES:
A. DETAILS ARE FOR GUIDELINES ONLY, AND MAY NOT BE SUITABLE FOR ALL BUILDING DESIGNS AND CONDITIONS.

WESTMAN STEEL

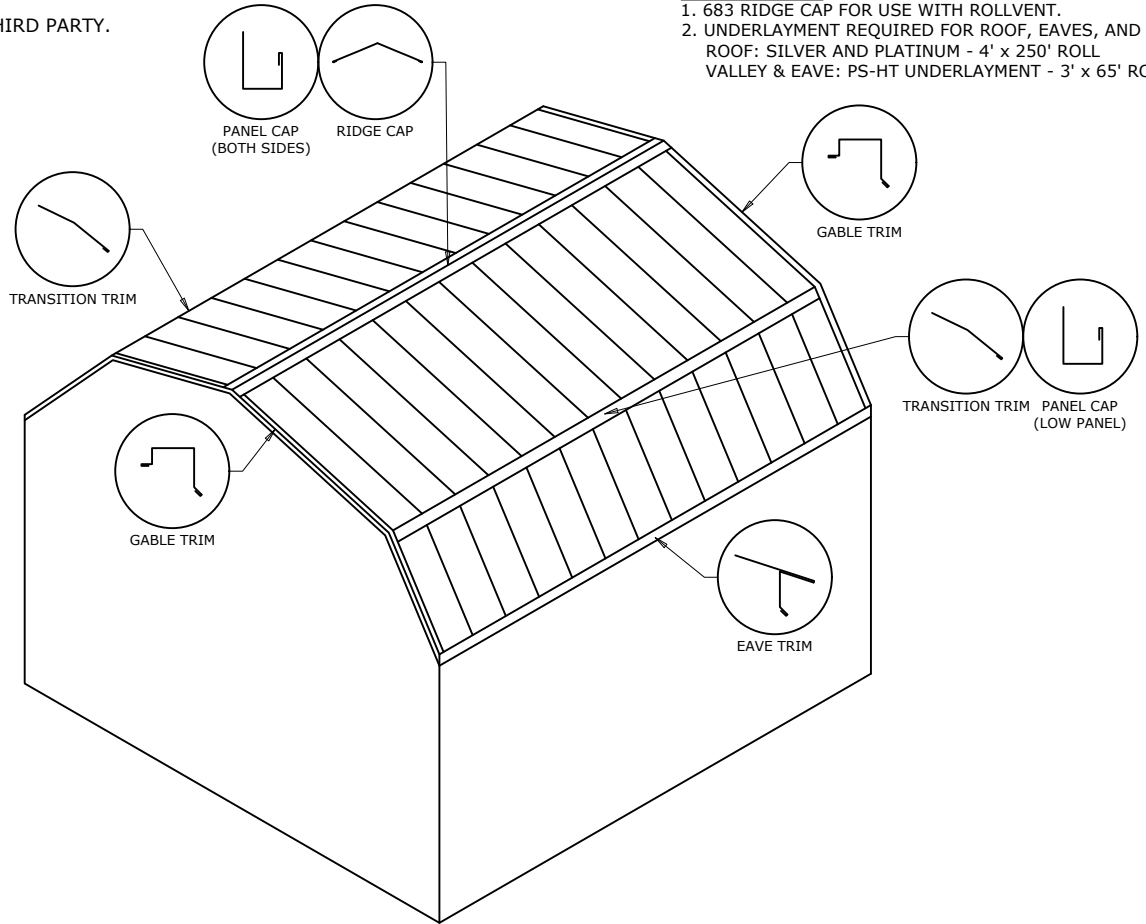
STATEMENTS IN STEEL™

PROFILE	SNAP SEAM & 1 1/2" MECH LOCK ROOF			APPLICATION	TYPICAL				
DETAIL	GAMBREL FLASHING GUIDE			SHT.	FG-203	DATE	MAY 7/20	REV.	A

SEAMER RENTAL
SEAMER TO BE RENTED FROM A THIRD PARTY.
(NOT BY WESTMAN)

ROOFING NOTES

- 683 RIDGE CAP FOR USE WITH ROLLVENT.
- UNDERLAYMENT REQUIRED FOR ROOF, EAVES, AND VALLEYS.
ROOF: SILVER AND PLATINUM - 4' x 250' ROLL
VALLEY & EAVE: PS-HT UNDERLAYMENT - 3' x 65' ROLL



 RIDGE CAP 578	 HIP/RIDGE FLASHING 580	 HIP/RIDGE FLASHING 584	 EAVE TRIM 608	 EAVE TRIM 609				
 RIDGE CAP 683	 EAVE TRIM 805	 J-TRIM 846	 EAVE TRIM 934	 GABLE TRIM 1015	 Z TRIM 1020	 J-TRIM 1022	 TRANSITION TRIM 1026	

RECOMMENDED TRIMS BY PRODUCTION PLANT - STANDARD FLASHING DETAIL (CUSTOM TRIMS AVAILABLE)

TRIM DESCRIPTION	LANGLEY, BC	AIRDRIE, AB	SWIFT CURRENT, SK	BRANDON, MB	CAMBRIDGE, ON
GABLE TRIM	1015	1015	1015	1015	1015
EAVE TRIM	608	608 or 609	608	608 or 934	805
RIDGE CAP	580	683 or 578 or 580 or 584	580	584	580
Z TRIM or PANEL CAP	1022	1020 or 1022	846	1022	1020 or 1022
TRANSITION TRIM	1026	1026	609	1026	609

NOTES:
A. DETAILS ARE FOR GUIDELINES ONLY, AND MAY NOT BE SUITABLE FOR ALL BUILDING DESIGNS AND CONDITIONS.

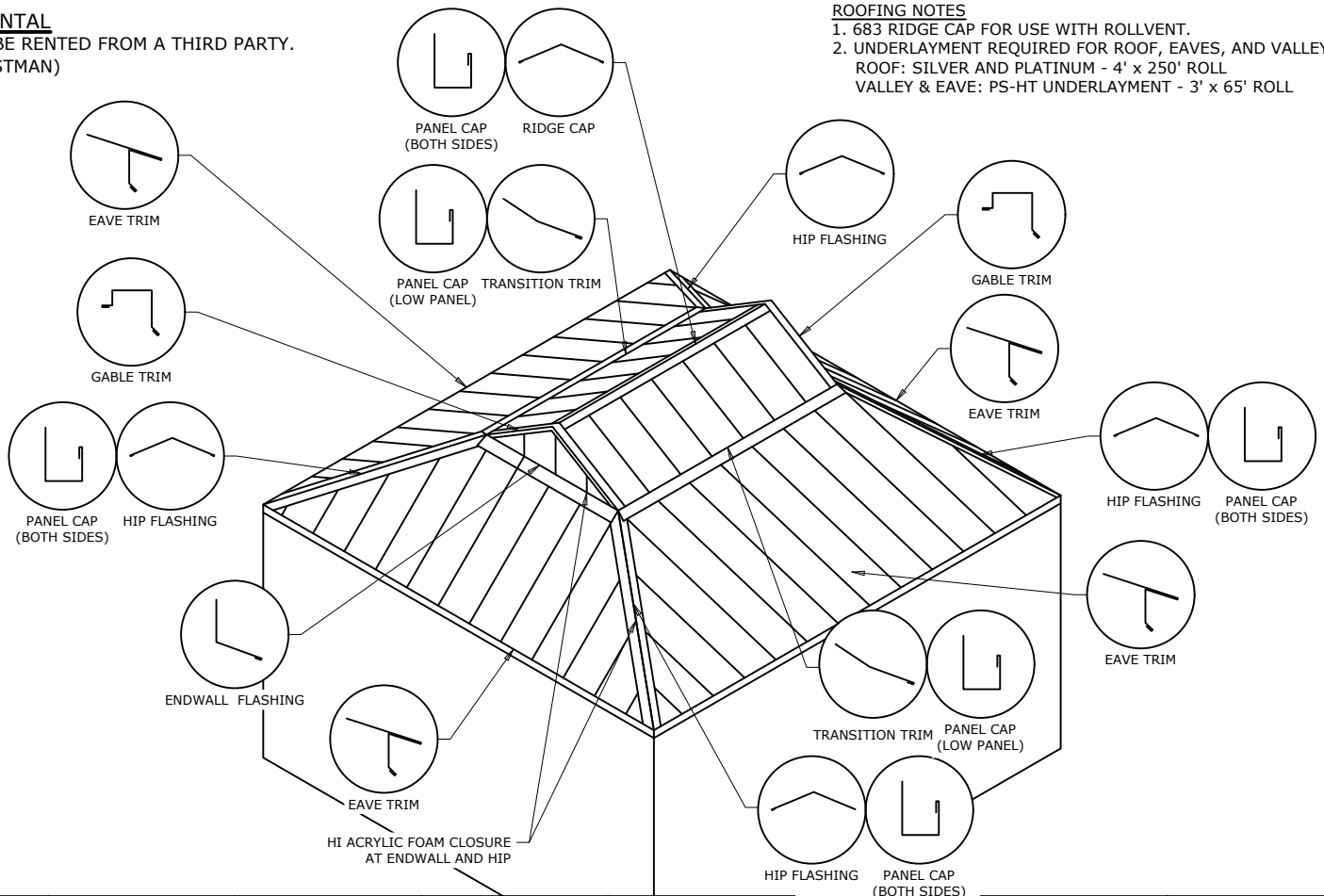
WESTMAN STEEL

STATEMENTS IN STEEL™

PROFILE	SNAP SEAM & 1 1/2" MECH LOCK ROOF			APPLICATION	TYPICAL		
DETAIL	DUTCH GABLE FLASHING GUIDE			SHT.	FG-204	DATE	MAY 7/20
							REV. A

SEAMER RENTAL
SEAMER TO BE RENTED FROM A THIRD PARTY.
(NOT BY WESTMAN)

ROOFING NOTES
1. 683 RIDGE CAP FOR USE WITH ROLLVENT.
2. UNDERLAYMENT REQUIRED FOR ROOF, EAVES, AND VALLEYS.
ROOF: SILVER AND PLATINUM - 4' x 250' ROLL
VALLEY & EAVE: PS-HT UNDERLAYMENT - 3' x 65' ROLL



 RIDGE CAP 578	 HIP/RIDGE FLASHING 580	 HIP/RIDGE FLASHING 584	 ENDWALL FLASHING 603	 TRANSITION TRIM 606	 EAVE TRIM 608	 EAVE TRIM 609
 EAVE TRIM 805	 RIDGE CAP 683	 J-TRIM 846	 EAVE TRIM 934	 GABLE TRIM 1015	 Z TRIM 1020	 J-TRIM 1022
						 TRANSITION TRIM 1026

RECOMMENDED TRIMS BY PRODUCTION PLANT - STANDARD FLASHING DETAIL (CUSTOM TRIMS AVAILABLE)

TRIM DESCRIPTION	LANGLEY, BC	AIRDRIE, AB	SWIFT CURRENT, SK	BRANDON, MB	CAMBRIDGE, ON
GABLE TRIM	1015	1015	1015	1015	1015
EAVE TRIM	608	608 or 609	608	608 or 934	805
RIDGE CAP	580	683 or 578 or 580 or 584	580	578	580
Z TRIM or PANEL CAP	1022	1020 or 1022	846	1022	1020 or 1022
HIP FLASHING	580	580 or 584	580	578	580
ENDWALL TRIM	603	603	603	603	603
TRANSITION TRIM	606	1026	606	606	606

NOTES:
A. DETAILS ARE FOR GUIDELINES ONLY, AND MAY NOT BE SUITABLE FOR ALL BUILDING DESIGNS AND CONDITIONS.

WESTMAN STEEL

STATEMENTS IN STEEL™

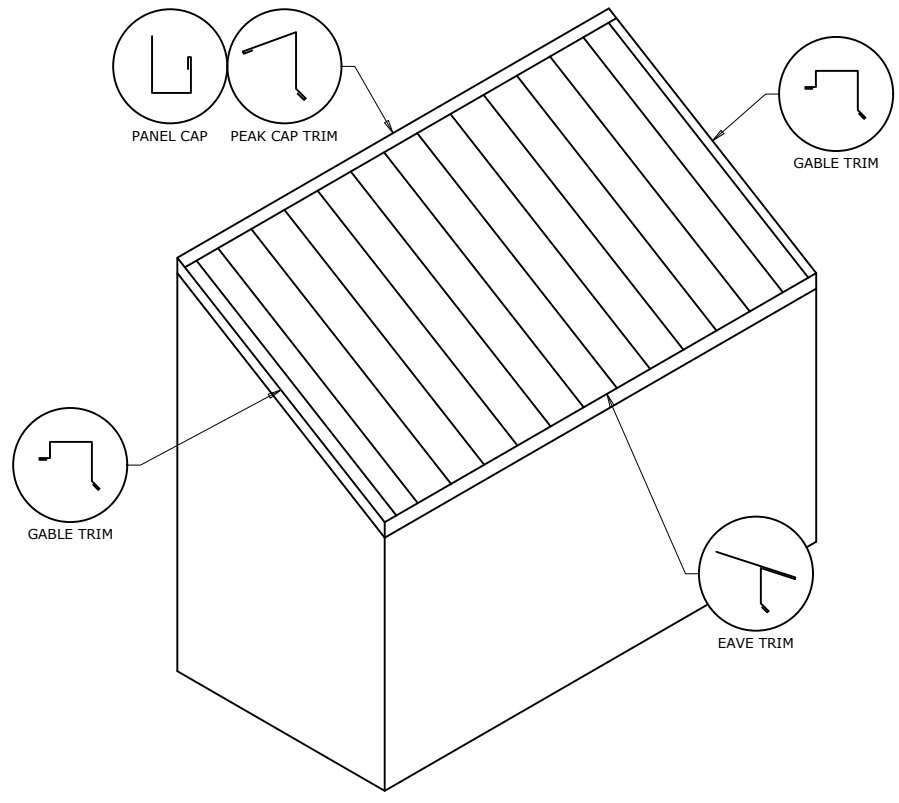
PROFILE	SNAP SEAM & 1 1/2" MECH LOCK ROOF			APPLICATION	TYPICAL				
DETAIL	SHED FLASHING GUIDE			SHT.	FG-205	DATE	MAY 7/20	REV.	A

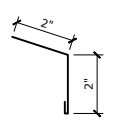
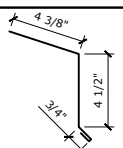
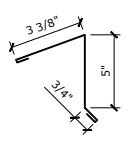
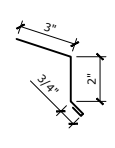
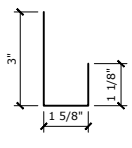
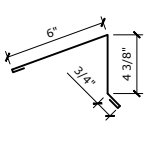
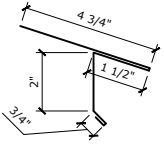
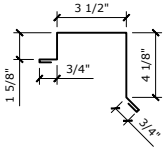
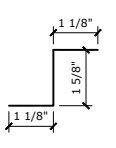
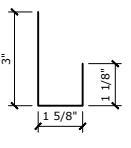
SEAMER RENTAL

SEAMER TO BE RENTED FROM A THIRD PARTY.
(NOT BY WESTMAN)

ROOFING NOTES

- 683 RIDGE CAP FOR USE WITH ROLLVENT.
- UNDERLAYMENT REQUIRED FOR ROOF, EAVES, AND VALLEYS.
ROOF: SILVER AND PLATINUM - 4' x 250' ROLL
VALLEY & EAVE: PS-HT UNDERLAYMENT - 3' x 65' ROLL



 EAVE TRIM 608	 EAVE TRIM 609	 PEAK CAP TRIM 723	 EAVE TRIM 805	 J-TRIM 846	 PEAK CAP TRIM 864	 EAVE TRIM 934	 GABLE TRIM 1015	 Z TRIM 1020	 J-TRIM 1022
--	---	--	---	--	---	---	---	---	---

RECOMMENDED TRIMS BY PRODUCTION PLANT - STANDARD FLASHING DETAIL (CUSTOM TRIMS AVAILABLE)

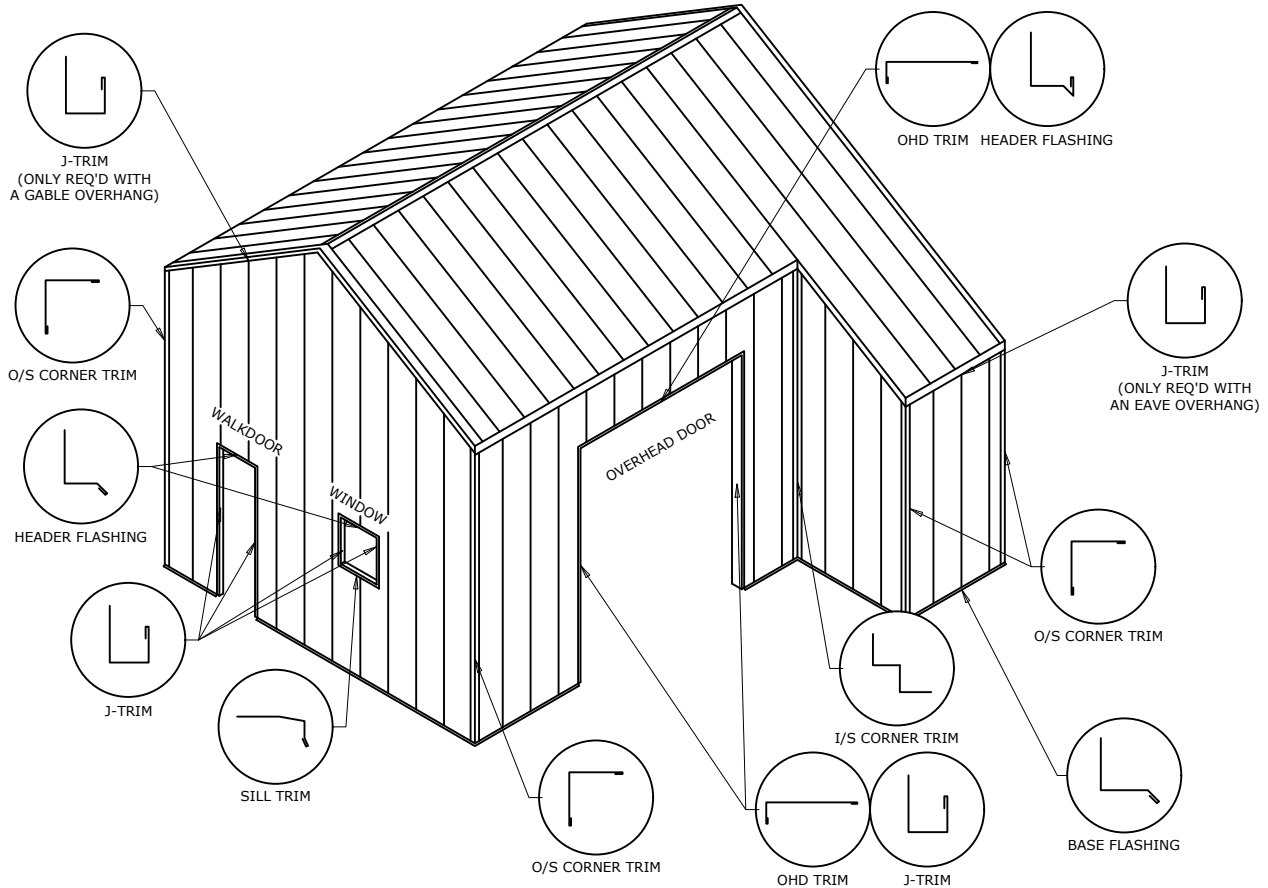
TRIM DESCRIPTION	LANGLEY, BC	AIRDRIE, AB	SWIFT CURRENT, SK	BRANDON, MB	CAMBRIDGE, ON
GABLE TRIM	1015	1015	1015	1015	1015
EAVE TRIM	934	608 or 609	934	608 or 934	805
PEAK CAP TRIM	864	723	723	723	864
Z TRIM or PANEL CAP	1022	1020 or 1022	846	1022	1020 or 1022

NOTES:
A. DETAILS ARE FOR GUIDELINES ONLY, AND MAY NOT BE SUITABLE FOR ALL BUILDING DESIGNS AND CONDITIONS.

WESTMAN STEEL

STATEMENTS IN STEEL™

PROFILE	SNAP SEAM & 1 1/2" MECH LOCK WALL			APPLICATION	VERTICAL				
DETAIL	WALL FLASHING GUIDE			SHT.	FG-206	DATE	MAY 7/20	REV.	A



BASE/HDR FLASHING 113	O/S CORNER TRIM 1014	BASE FLASHING 1048	I/S CORNER TRIM 1052	J-TRIM 556315	SILL TRIM 556425	HEADER FLASHING 556334

RECOMMENDED TRIMS BY PRODUCTION PLANT - STANDARD FLASHING DETAIL (CUSTOM TRIMS AVAILABLE)

TRIM DESCRIPTION	LANGLEY, BC	AIRDRIE, AB	SWIFT CURRENT, SK	BRANDON, MB	CAMBRIDGE, ON
BASE FLASHING	1048	N/A	N/A	N/A	--
OUTSIDE CORNER TRIM	1014	N/A	N/A	N/A	--
INSIDE CORNER TRIM	1052	N/A	N/A	N/A	--
HEADER FLASHING	113	N/A	N/A	N/A	--
J-TRIM	556315	N/A	N/A	N/A	--
SILL TRIM	556425	N/A	N/A	N/A	--
OHD TRIM	556334	N/A	N/A	N/A	--

NOTES:
A. DETAILS ARE FOR GUIDELINES ONLY, AND MAY NOT BE SUITABLE FOR ALL BUILDING DESIGNS AND CONDITIONS.

WESTMAN STEEL

STATEMENTS IN STEEL™

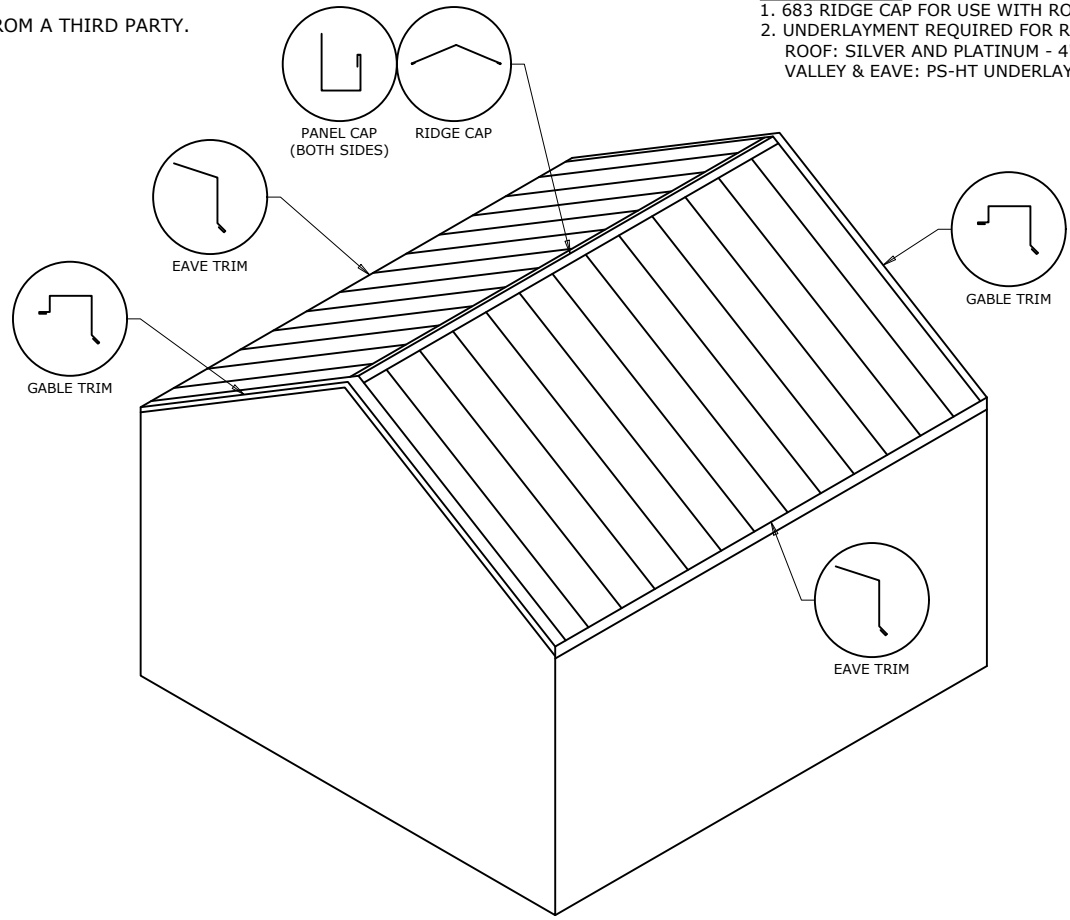
PROFILE	2" MECHANICAL LOCK ROOF			APPLICATION	TYPICAL				
DETAIL	OPEN GABLE FLASHING GUIDE			SHT.	FG-300	DATE	MAY 7/20	REV.	A

SEAMER RENTAL

SEAMER TO BE RENTED FROM A THIRD PARTY.
(NOT BY WESTMAN)

ROOFING NOTES

- 683 RIDGE CAP FOR USE WITH ROLLVENT.
- UNDERLAYMENT REQUIRED FOR ROOF, EAVES, AND VALLEYS.
ROOF: SILVER AND PLATINUM - 4' x 250' ROLL
VALLEY & EAVE: PS-HT UNDERLAYMENT - 3' x 65' ROLL



 RIDGE CAP 578	 HIP/RIDGE FLASHING 580	 HIP/RIDGE FLASHING 584	 EAVE TRIM 608	 EAVE TRIM 609	 RIDGE CAP 683	 EAVE TRIM 805	 EAVE TRIM 934	 GABLE TRIM 1000	 GABLE TRIM 1015	 Z TRIM 1021	 J-TRIM 1023
----------------------	-------------------------------	-------------------------------	----------------------	----------------------	----------------------	----------------------	----------------------	------------------------	------------------------	--------------------	--------------------

RECOMMENDED TRIMS BY PRODUCTION PLANT - STANDARD FLASHING DETAIL (CUSTOM TRIMS AVAILABLE)

TRIM DESCRIPTION	LANGLEY, BC	AIRDRIE, AB	SWIFT CURRENT, SK	BRANDON, MB	CAMBRIDGE, ON
GABLE TRIM	1000	1000	1000	1015	1000
EAVE TRIM	608	608 or 609	608	608 or 934	805
RIDGE CAP	580	683 or 578 or 580 or 584	580	578	580
Z TRIM OR PANEL CAP	1023	1021 or 1023	1023	1023	1021 or 1023

NOTES:
A. DETAILS ARE FOR GUIDELINES ONLY, AND MAY NOT BE SUITABLE FOR ALL BUILDING DESIGNS AND CONDITIONS.

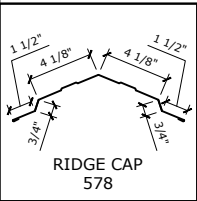
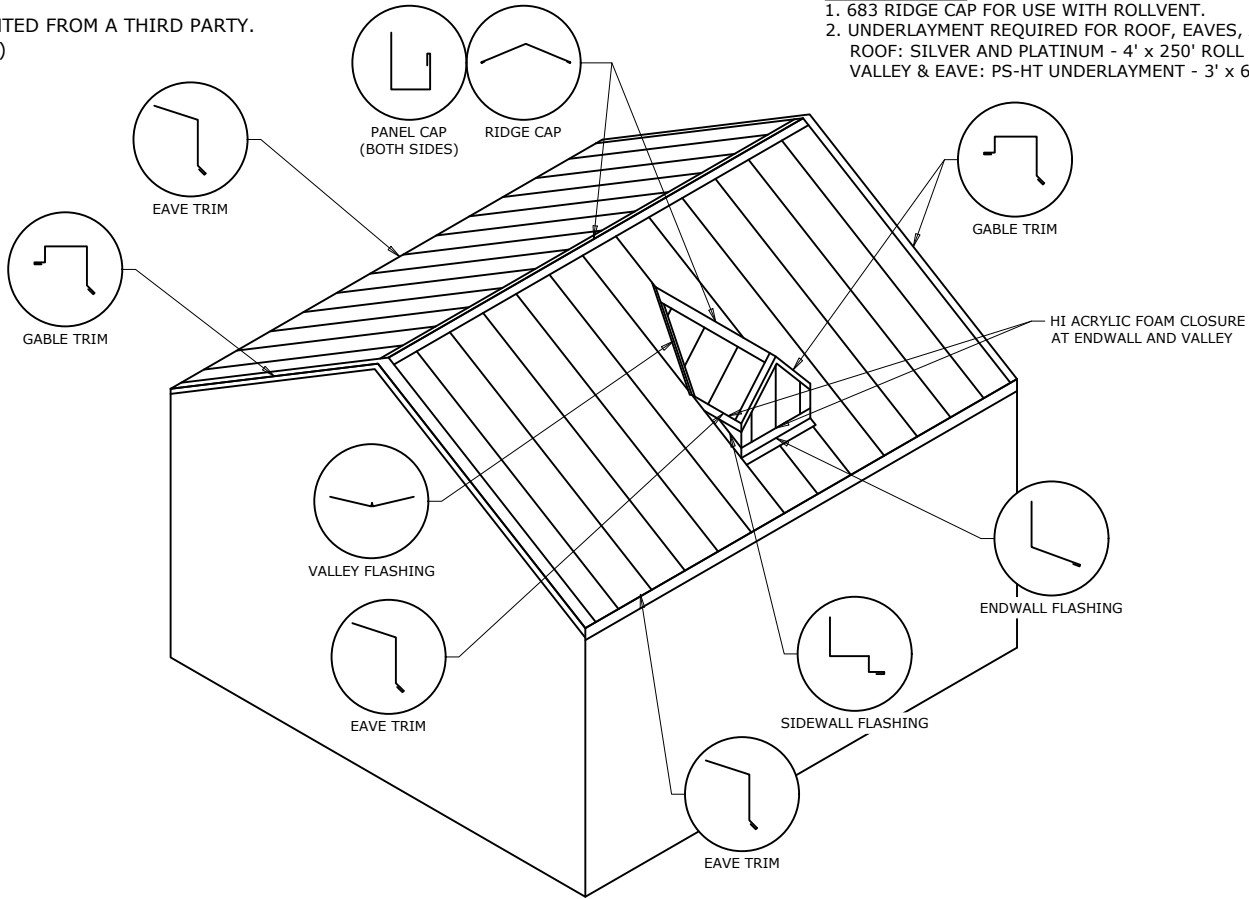
WESTMAN STEEL

STATEMENTS IN STEEL™

PROFILE	2" MECHANICAL LOCK ROOF			APPLICATION	TYPICAL
DETAIL	DORMER FLASHING GUIDE			SHT.	FG-301
				DATE	MAY 7/20
				REV.	A

SEAMER RENTAL
SEAMER TO BE RENTED FROM A THIRD PARTY.
(NOT BY WESTMAN)

ROOFING NOTES
1. 683 RIDGE CAP FOR USE WITH ROLLVENT.
2. UNDERLAYMENT REQUIRED FOR ROOF, EAVES, AND VALLEYS.
ROOF: SILVER AND PLATINUM - 4' x 250' ROLL
VALLEY & EAVE: PS-HT UNDERLAYMENT - 3' x 65' ROLL



 HIP/RIDGE FLASHING 580	 HIP/RIDGE FLASHING 584	 VALLEY FLASHING 588	 VALLEY FLASHING 589	 ENDWALL FLASHING 603	 EAVE TRIM 608	 EAVE TRIM 609	 RIDGE CAP 683
 EAVE TRIM 805	 EAVE TRIM 934	 GABLE TRIM 1000	 SIDEWALL FLASHING 1001	 GABLE TRIM 1015	 Z TRIM 1021	 J-TRIM 1023	 ENDWALL FLASHING 556405

RECOMMENDED TRIMS BY PRODUCTION PLANT - STANDARD FLASHING DETAIL (CUSTOM TRIMS AVAILABLE)

TRIM DESCRIPTION	LANGLEY, BC	AIRDRIE, AB	SWIFT CURRENT, SK	BRANDON, MB	CAMBRIDGE, ON
GABLE TRIM	1000	1000	1000	1015	1000
EAVE TRIM	608	608 or 609	608	608 or 934	805
RIDGE CAP	580	683 or 578 or 580 or 584	580	578	580
Z TRIM OR PANEL CAP	1023	1021 or 1023	1023	1023	1021 or 1023
VALLEY FLASHING	589	588 or 589	588 or 589	588 or 589	588
ENDWALL FLASHING	556405	603	603	603	603
SIDEWALL FLASHING	1001	1001	1001	1016	1001

NOTES:
A. DETAILS ARE FOR GUIDELINES ONLY, AND MAY NOT BE SUITABLE FOR ALL BUILDING DESIGNS AND CONDITIONS.

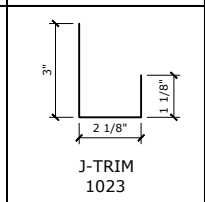
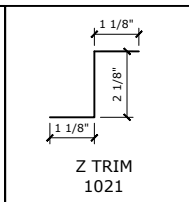
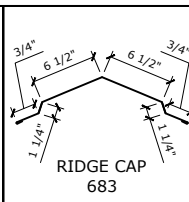
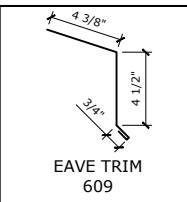
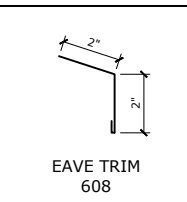
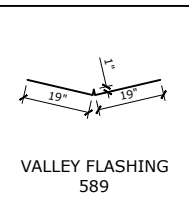
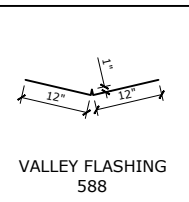
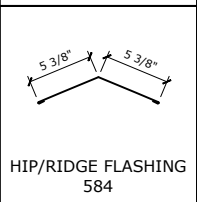
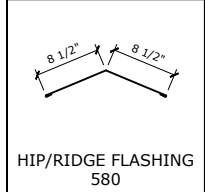
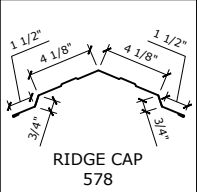
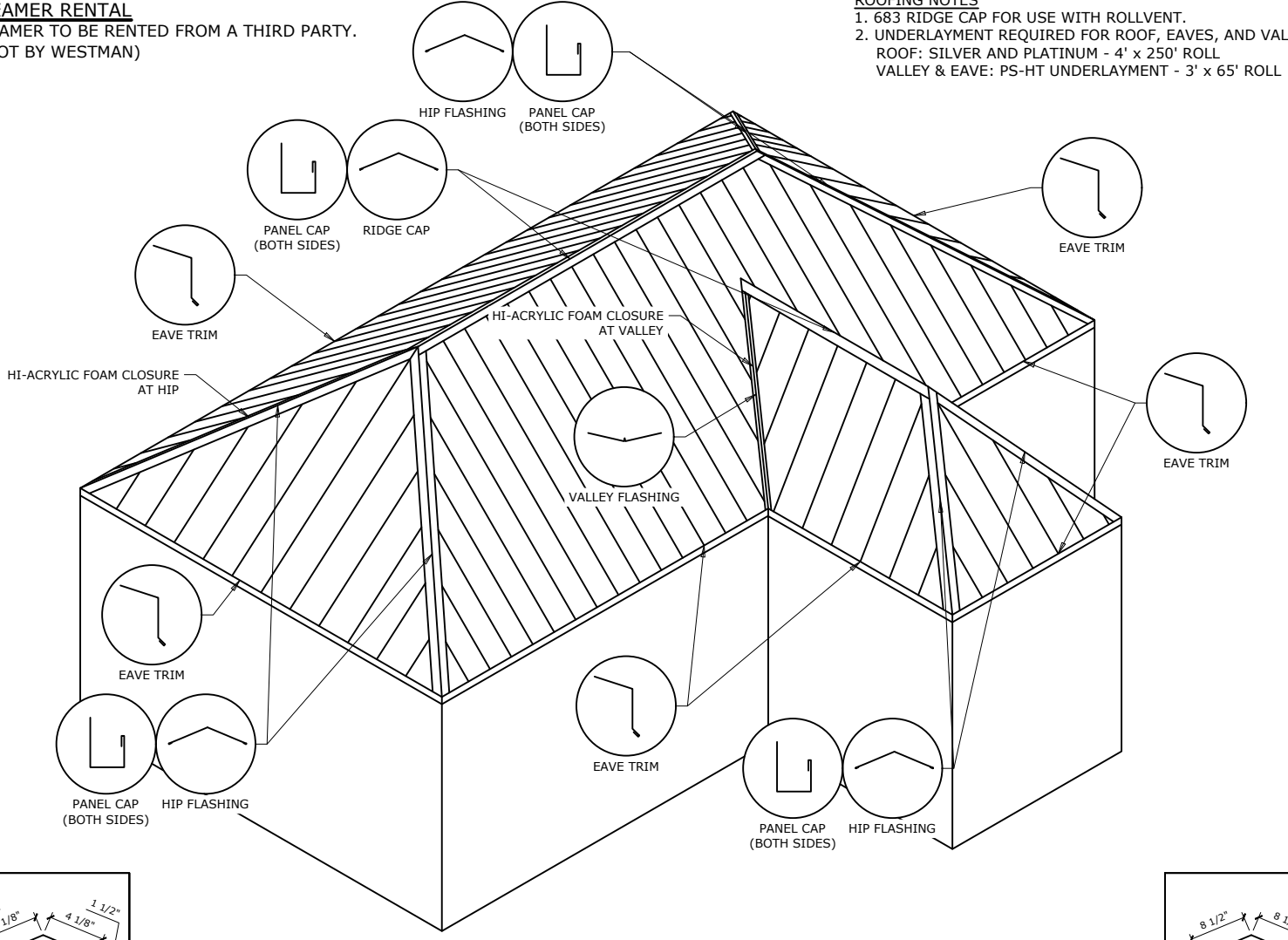
WESTMAN STEEL

STATEMENTS IN STEEL™

PROFILE	2" MECHANICAL LOCK ROOF			APPLICATION	TYPICAL				
DETAIL	HIP AND VALLEY FLASHING GUIDE			SHT.	FG-302	DATE	MAY 7/20	REV.	A

SEAMER RENTAL
SEAMER TO BE RENTED FROM A THIRD PARTY.
(NOT BY WESTMAN)

ROOFING NOTES
1. 683 RIDGE CAP FOR USE WITH ROLLVENT.
2. UNDERLAYMENT REQUIRED FOR ROOF, EAVES, AND VALLEYS.
ROOF: SILVER AND PLATINUM - 4' x 250' ROLL
VALLEY & EAVE: PS-HT UNDERLAYMENT - 3' x 65' ROLL



RECOMMENDED TRIMS BY PRODUCTION PLANT - STANDARD FLASHING DETAIL (CUSTOM TRIMS AVAILABLE)

TRIM DESCRIPTION	LANGLEY, BC	AIRDRIE, AB	SWIFT CURRENT, SK	BRANDON, MB	CAMBRIDGE, ON
EAVE TRIM	608	608 or 609	608	608 or 934	805
RIDGE CAP	580	683 or 578 or 580 or 584	580	578	580
Z TRIM OR PANEL CAP	1021 or 1023	1021 or 1023	1021 or 1023	1023	1021 or 1023
VALLEY FLASHING	589	588 or 589	588 or 589	588 or 589	588
HIP FLASHING	580	580 or 584	580	578	580

NOTES:
A. DETAILS ARE FOR GUIDELINES ONLY, AND MAY NOT BE SUITABLE FOR ALL BUILDING DESIGNS AND CONDITIONS.

WESTMAN STEEL

STATEMENTS IN STEEL™

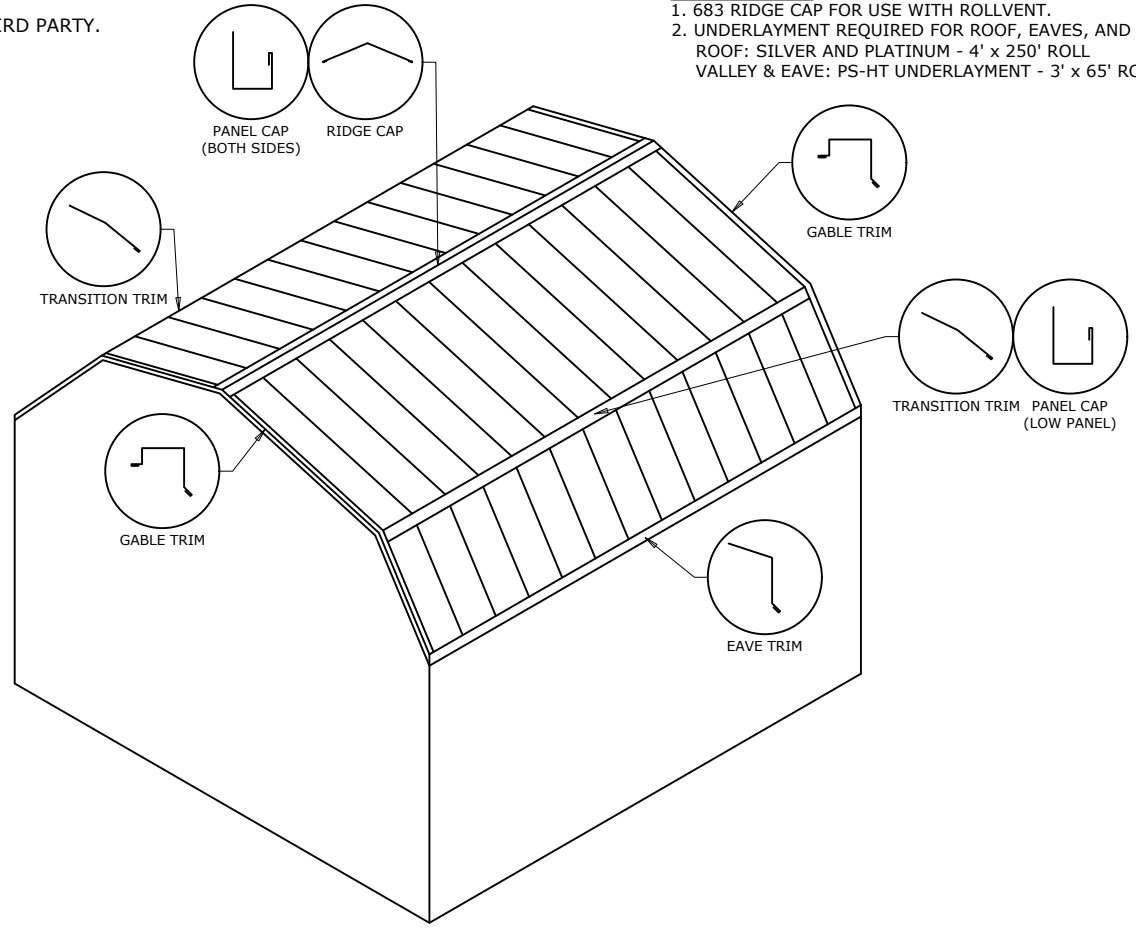
PROFILE	2" MECHANICAL LOCK ROOF			APPLICATION	TYPICAL				
DETAIL	GAMBREL FLASHING GUIDE			SHT.	FG-303	DATE	MAY 7/20	REV.	A

SEAMER RENTAL

SEAMER TO BE RENTED FROM A THIRD PARTY.
(NOT BY WESTMAN)

ROOFING NOTES

- 683 RIDGE CAP FOR USE WITH ROLLVENT.
- UNDERLAYMENT REQUIRED FOR ROOF, EAVES, AND VALLEYS.
ROOF: SILVER AND PLATINUM - 4' x 250' ROLL
VALLEY & EAVE: PS-HT UNDERLAYMENT - 3' x 65' ROLL



RIDGE CAP 578	HIP/RIDGE FLASHING 580	HIP/RIDGE FLASHING 584					
EAVE TRIM 608	EAVE TRIM 609	RIDGE CAP 683	GABLE TRIM 1000	GABLE TRIM 1015	Z TRIM 1021	J-TRIM 1023	TRANSITION TRIM 1026

RECOMMENDED TRIMS BY PRODUCTION PLANT - STANDARD FLASHING DETAIL (CUSTOM TRIMS AVAILABLE)

TRIM DESCRIPTION	LANGLEY, BC	AIRDRIE, AB	SWIFT CURRENT, SK	BRANDON, MB	CAMBRIDGE, ON
GABLE TRIM	1000	1000	1000	1015	1000
EAVE TRIM	608	608 or 609	608	608 or 934	805
RIDGE CAP	580	683 or 578 or 580 or 584	580	584	580
Z TRIM OR PANEL CAP	1021 or 1023	1021 or 1023	1021 or 1023	1023	1021 or 1023
TRANSITION TRIM	1026	1026	609	1026	609

NOTES:
A. DETAILS ARE FOR GUIDELINES ONLY, AND MAY NOT BE SUITABLE FOR ALL BUILDING DESIGNS AND CONDITIONS.

WESTMAN STEEL

STATEMENTS IN STEEL™

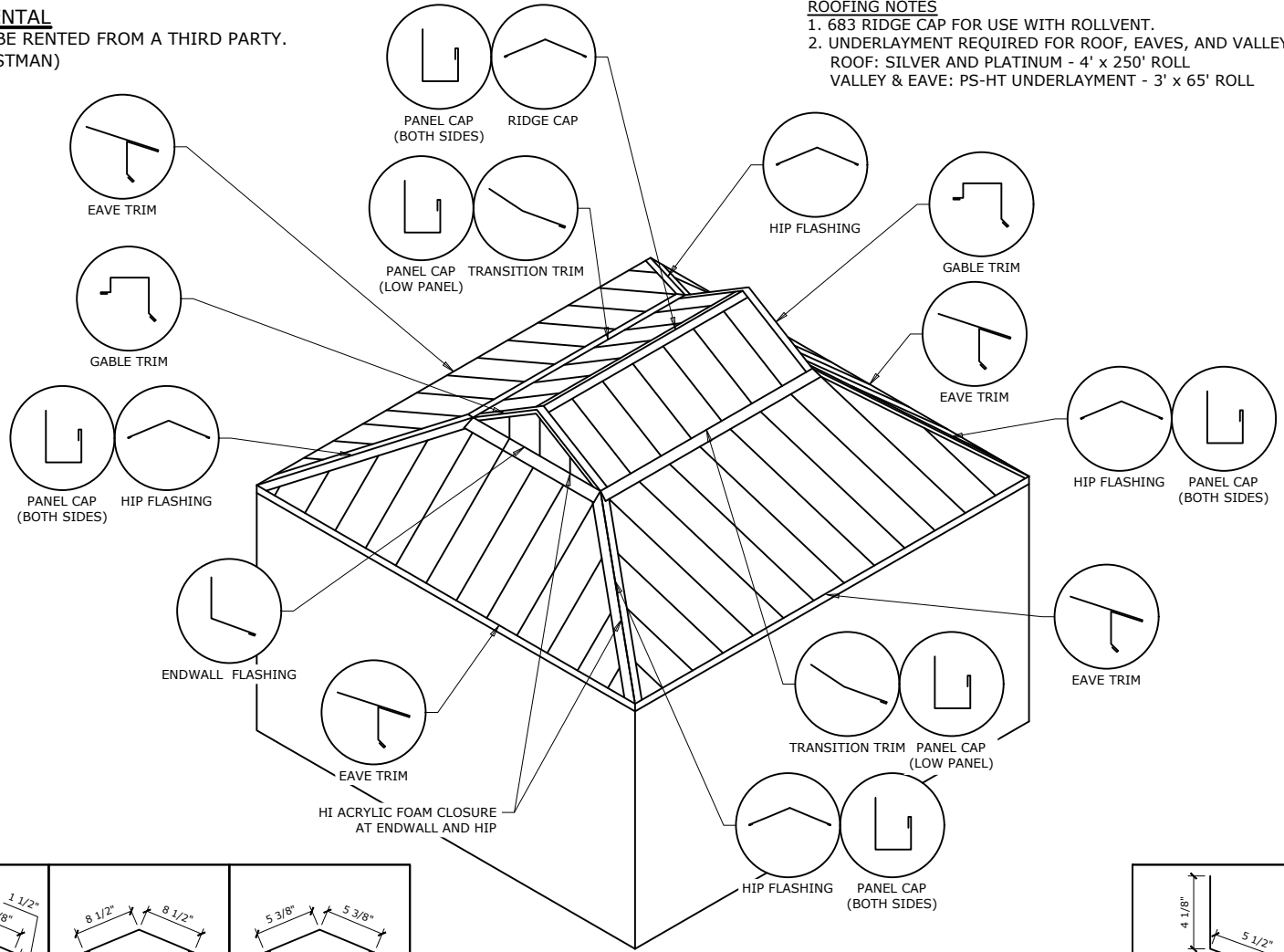
PROFILE	2" MECHANICAL LOCK ROOF			APPLICATION	TYPICAL
DETAIL	DUTCH GABLE FLASHING GUIDE			SHT.	FG-304
				DATE	MAY 7/20
				REV.	A

SEAMER RENTAL

SEAMER TO BE RENTED FROM A THIRD PARTY.
(NOT BY WESTMAN)

ROOFING NOTES

- 683 RIDGE CAP FOR USE WITH ROLLVENT.
- UNDERLAYMENT REQUIRED FOR ROOF, EAVES, AND VALLEYS.
ROOF: SILVER AND PLATINUM - 4' x 250' ROLL
VALLEY & EAVE: PS-HT UNDERLAYMENT - 3' x 65' ROLL



RIDGE CAP 578	HIP/RIDGE FLASHING 580	HIP/RIDGE FLASHING 584					ENDWALL FLASHING 603
TRANSITION TRIM 606	EAVE TRIM 608	EAVE TRIM 609	RIDGE CAP 683	GABLE TRIM 1000	GABLE TRIM 1015	Z TRIM 1021	J-TRIM 1023

RECOMMENDED TRIMS BY PRODUCTION PLANT - STANDARD FLASHING DETAIL (CUSTOM TRIMS AVAILABLE)

TRIM DESCRIPTION	LANGLEY, BC	AIRDRIE, AB	SWIFT CURRENT, SK	BRANDON, MB	CAMBRIDGE, ON
GABLE TRIM	1000	1000	1000	1015	1000
EAVE TRIM	608	608 or 609	608	608 or 934	805
RIDGE CAP	580	683 or 578 or 580 or 584	580	578	580
Z TRIM OR PANEL CAP	1021 or 1023	1021 or 1023	1021 or 1023	1023	1021 or 1023
HIP FLASHING	580	580 or 584	580	578	580
ENDWALL TRIM	603	603	603	603	603
TRANSITION TRIM	606	606	606	606	606

NOTES:
A. DETAILS ARE FOR GUIDELINES ONLY, AND MAY NOT BE SUITABLE FOR ALL BUILDING DESIGNS AND CONDITIONS.

WESTMAN STEEL

STATEMENTS IN STEEL™

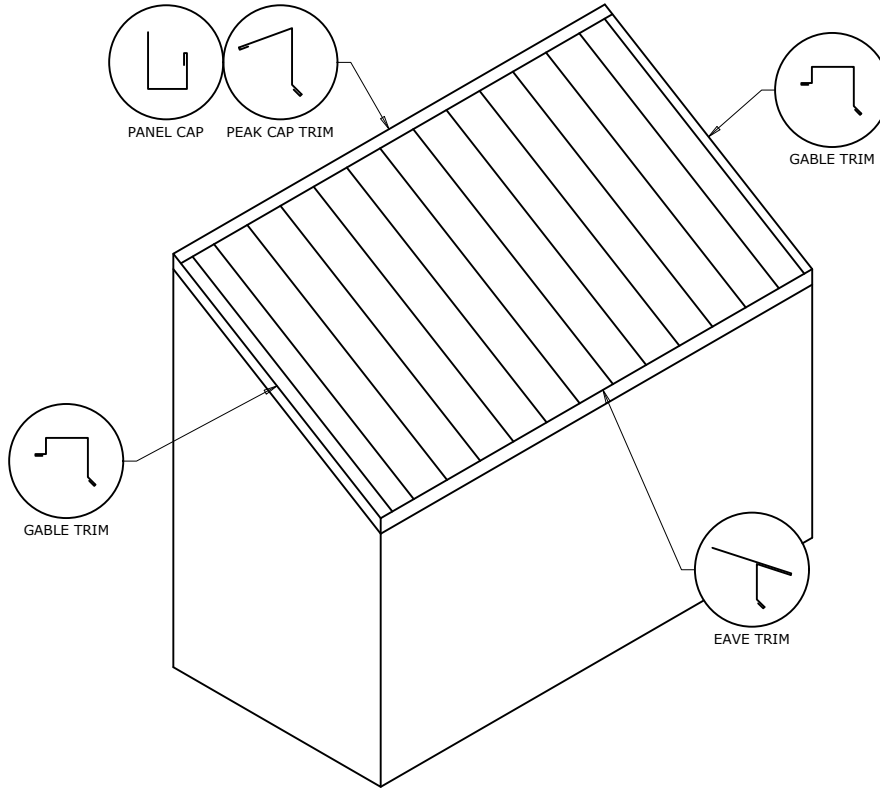
PROFILE	2" MECHANICAL LOCK ROOF			APPLICATION	TYPICAL		
DETAIL	SHED FLASHING GUIDE			SHT.	FG-305	DATE	MAY 7/20
							REV. A

SEAMER RENTAL

SEAMER TO BE RENTED FROM A THIRD PARTY.
(NOT BY WESTMAN)

ROOFING NOTES

- 683 RIDGE CAP FOR USE WITH ROLLVENT.
- UNDERLAYMENT REQUIRED FOR ROOF, EAVES, AND VALLEYS.
ROOF: SILVER AND PLATINUM - 4' x 250' ROLL
VALLEY & EAVE: PS-HT UNDERLAYMENT - 3' x 65' ROLL



 EAVE TRIM 608	 EAVE TRIM 609	 PEAK CAP TRIM 723	 EAVE TRIM 805	 PEAK CAP TRIM 864	 EAVE TRIM 934	 GABLE TRIM 1000	 GABLE TRIM 1015	 Z TRIM 1021	 J-TRIM 1023	 PEAK CAP TRIM 1041
----------------------	----------------------	--------------------------	----------------------	--------------------------	----------------------	------------------------	------------------------	--------------------	--------------------	---------------------------

RECOMMENDED TRIMS BY PRODUCTION PLANT - STANDARD FLASHING DETAIL (CUSTOM TRIMS AVAILABLE)

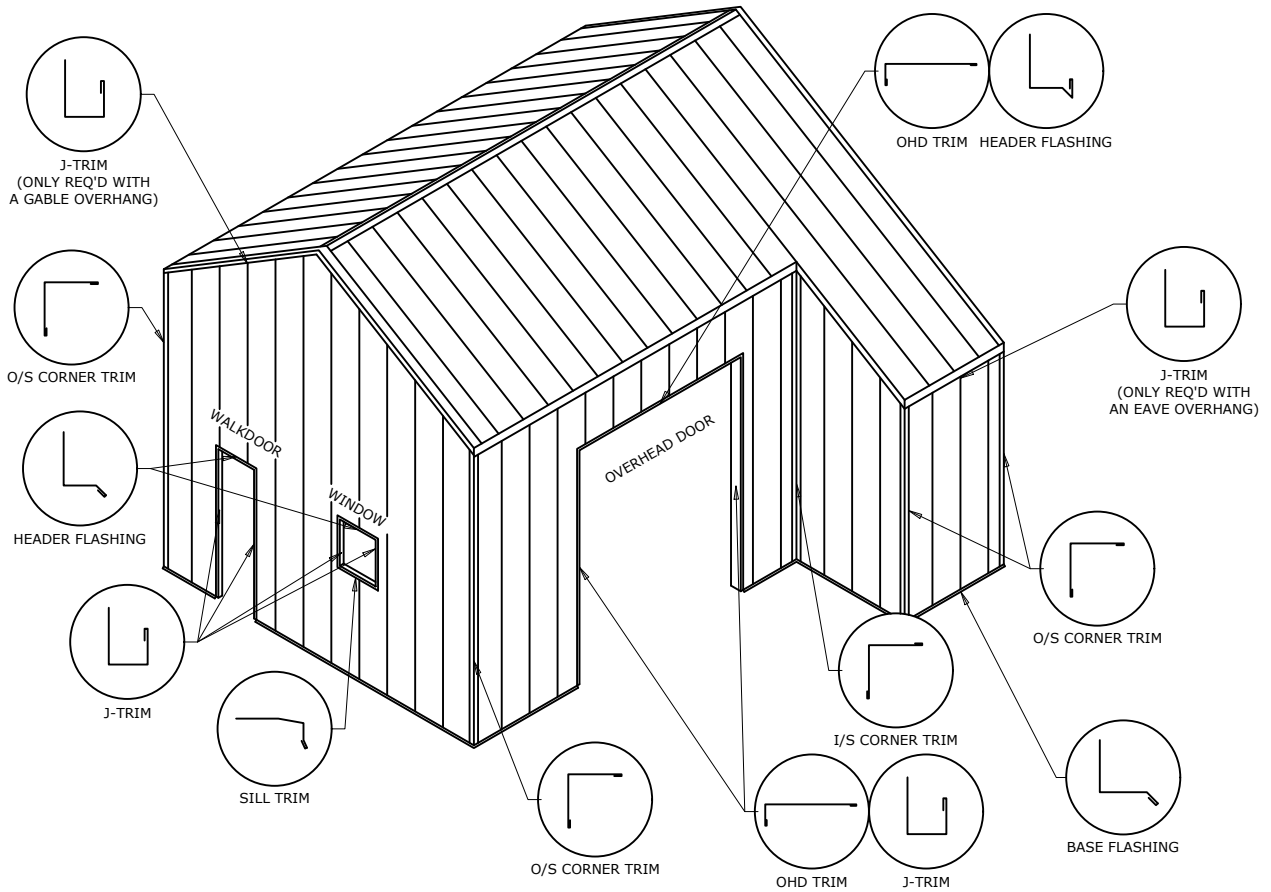
TRIM DESCRIPTION	LANGLEY, BC	AIRDRIE, AB	SWIFT CURRENT, SK	BRANDON, MB	CAMBRIDGE, ON
GABLE TRIM	1000	1000	1000	1015	1000
EAVE TRIM	608	608 or 609	608	608 or 934	805
PEAK CAP TRIM	1041	723	723	723	864
Z TRIM or PANEL CAP	1021 or 1023	1021 or 1023	1021 or 1023	1023	1021 or 1023

NOTES:
A. DETAILS ARE FOR GUIDELINES ONLY, AND MAY NOT BE SUITABLE FOR ALL BUILDING DESIGNS AND CONDITIONS.

WESTMAN STEEL

STATEMENTS IN STEEL™

PROFILE	2" MECHANICAL LOCK WALL			APPLICATION	VERTICAL	
DETAIL	WALL FLASHING GUIDE			SHT.	FG-306	DATE MAY 7/20
						REV. A



<p>BASE/HDR FLASHING 113</p>	<p>I/S CORNER TRIM 1008</p>	<p>O/S CORNER TRIM 1014</p>	<p>HEADER FLASHING 556334</p>	<p>BASE FLASHING 556337</p>
----------------------------------	---------------------------------	---------------------------------	-----------------------------------	---------------------------------

RECOMMENDED TRIMS BY PRODUCTION PLANT - STANDARD FLASHING DETAIL (CUSTOM TRIMS AVAILABLE)

TRIM DESCRIPTION	LANGLEY, BC	AIRDRIE, AB	SWIFT CURRENT, SK	BRANDON, MB	CAMBRIDGE, ON
BASE FLASHING	556337	N/A	N/A	N/A	--
OUTSIDE CORNER TRIM	1014	N/A	N/A	N/A	--
INSIDE CORNER TRIM	1008	N/A	N/A	N/A	--
HEADER FLASHING	113	N/A	N/A	N/A	--
J-TRIM	CUSTOM	N/A	N/A	N/A	--
SILL TRIM	CUSTOM	N/A	N/A	N/A	--
OHD TRIM	556334	N/A	N/A	N/A	--

NOTES:
A. DETAILS ARE FOR GUIDELINES ONLY, AND MAY NOT BE SUITABLE FOR ALL BUILDING DESIGNS AND CONDITIONS.

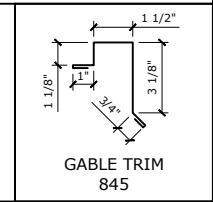
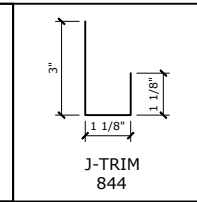
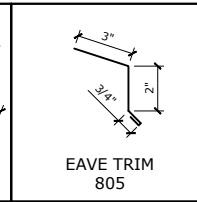
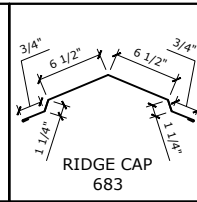
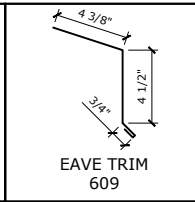
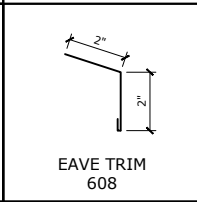
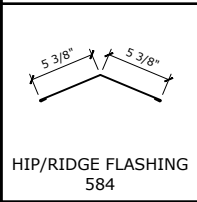
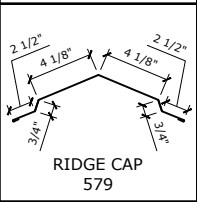
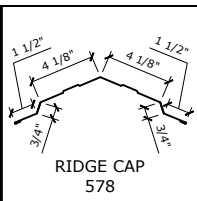
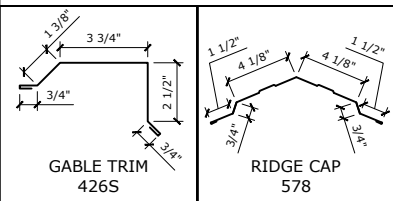
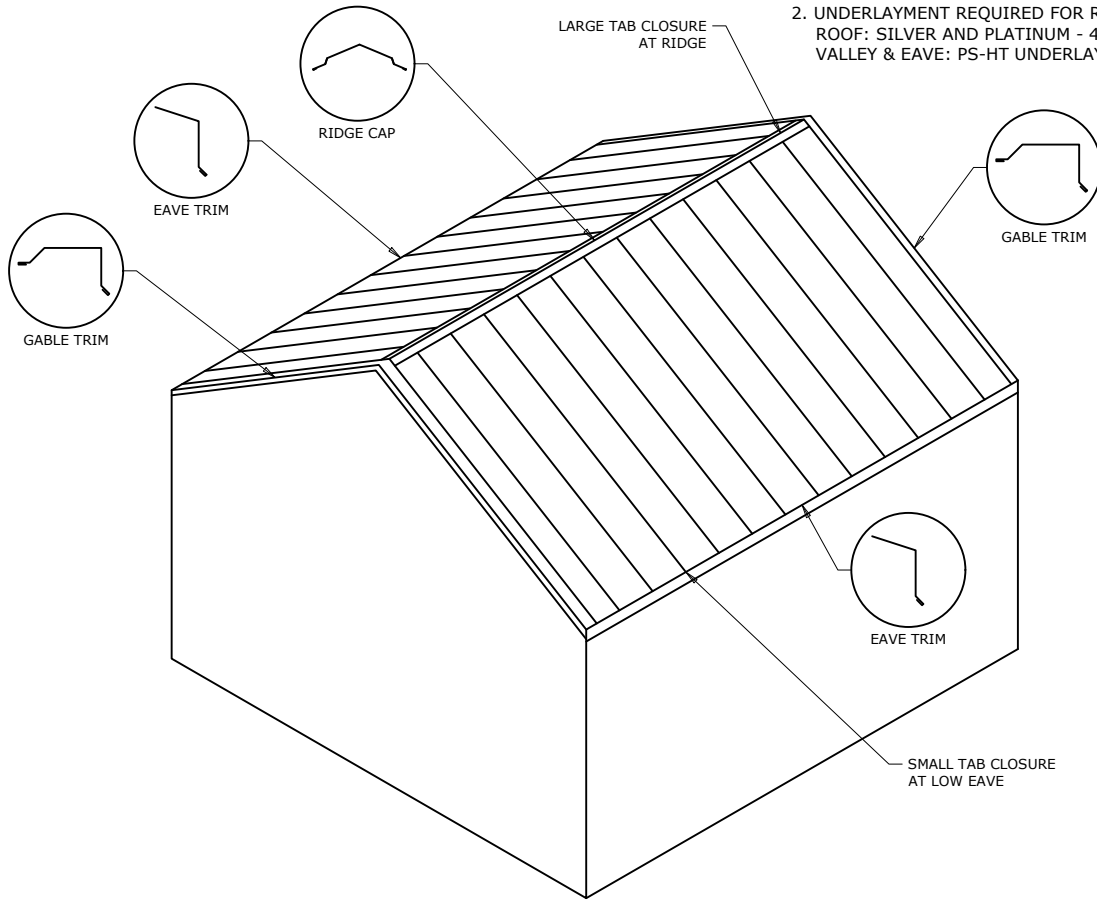
WESTMAN STEEL

STATEMENTS IN STEEL™

PROFILE SNAP LOCK ROOF	APPLICATION TYPICAL
DETAIL OPEN GABLE FLASHING GUIDE	SHT. FG-400 DATE MAY 7/20 REV. A

ROOFING NOTES

- 683 RIDGE CAP FOR USE WITH ROLLVENT.
- UNDERLAYMENT REQUIRED FOR ROOF, EAVES, AND VALLEYS.
 ROOF: SILVER AND PLATINUM - 4' x 250' ROLL
 VALLEY & EAVE: PS-HT UNDERLAYMENT - 3' x 65' ROLL



RECOMMENDED TRIMS BY PRODUCTION PLANT - STANDARD FLASHING DETAIL (CUSTOM TRIMS AVAILABLE)

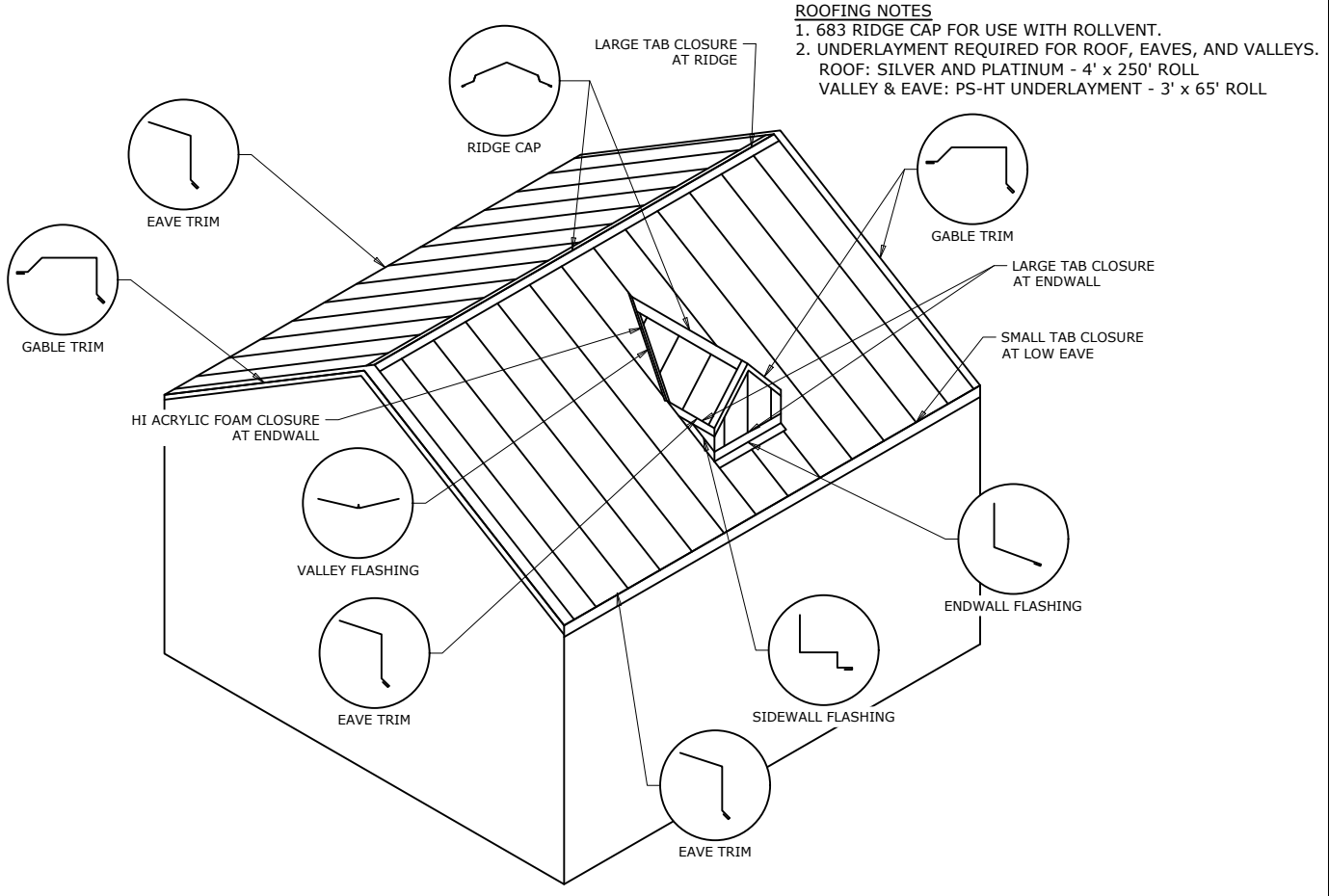
TRIM DESCRIPTION	LANGLEY, BC	AIRDRIE, AB	SWIFT CURRENT, SK	BRANDON, MB	CAMBRIDGE, ON
GABLE TRIM	426S	426S	426S	426S	845
EAVE TRIM	608	608	608 or 609	608 or 609	805
RIDGE CAP	584	578 or 579 or 584 or 683	578 or 579/844	578 or 579/844	? ALL RIDGE CAP ?

NOTES:
 A. DETAILS ARE FOR GUIDELINES ONLY, AND MAY NOT BE SUITABLE FOR ALL BUILDING DESIGNS AND CONDITIONS.

WESTMAN STEEL

STATEMENTS IN STEEL™

PROFILE	SNAP LOCK ROOF			APPLICATION	TYPICAL		
DETAIL	DORMER FLASHING GUIDE			SHT.	FG-401	DATE	MAY 7/20
							REV. A



GABLE TRIM 426S	RIDGE CAP 578	RIDGE CAP 579	HIP/RIDGE FLASHING 584	VALLEY FLASHING 588	VALLEY FLASHING 589		
ENDWALL FLASHING 603	EAVE TRIM 608	EAVE TRIM 609	RIDGE CAP 683	EAVE TRIM 805	SIDEWALL FLASHING 842	J-TRIM 844	GABLE TRIM 845

RECOMMENDED TRIMS BY PRODUCTION PLANT - STANDARD FLASHING DETAIL (CUSTOM TRIMS AVAILABLE)

TRIM DESCRIPTION	LANGLEY, BC	AIRDRIE, AB	SWIFT CURRENT, SK	BRANDON, MB	CAMBRIDGE, ON
GABLE TRIM	426S	426S	426S	426S	845
EAVE TRIM	608	608	608 or 609	608 or 609	805
RIDGE CAP	584	578 or 579 or 584 or 683	578 or 579/844	578 or 579/844	578 or 579 or 584 or 683
VALLEY FLASHING	588 or 589	588 or 589	588 or 589	588 or 589	588 or 589
ENDWALL FLASHING	603/844	603	603/844	603/844	603
SIDEWALL FLASHING	842	842	842	842	842

NOTES:
 A. DETAILS ARE FOR GUIDELINES ONLY, AND MAY NOT BE SUITABLE FOR ALL BUILDING DESIGNS AND CONDITIONS.

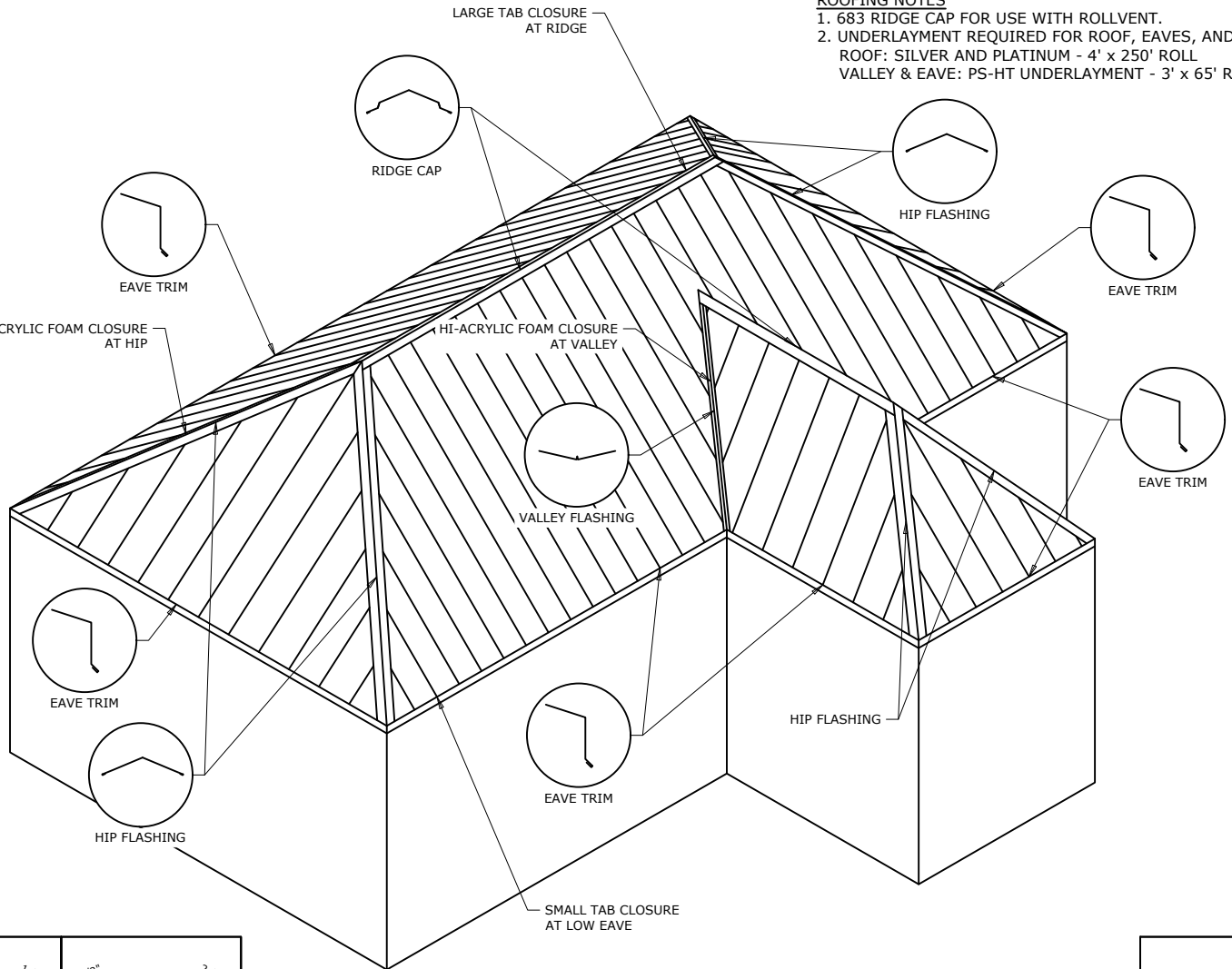
WESTMAN STEEL

STATEMENTS IN STEEL™

PROFILE	SNAP LOCK ROOF			APPLICATION	TYPICAL				
DETAIL	HIP AND VALLEY FLASHING GUIDE			SHT.	FG-402	DATE	MAY 7/20	REV.	A

ROOFING NOTES

- 683 RIDGE CAP FOR USE WITH ROLLVENT.
- UNDERLAYMENT REQUIRED FOR ROOF, EAVES, AND VALLEYS.
 ROOF: SILVER AND PLATINUM - 4' x 250' ROLL
 VALLEY & EAVE: PS-HT UNDERLAYMENT - 3' x 65' ROLL



 RIDGE CAP 578	 RIDGE CAP 579				 HIP/RIDGE FLASHING 580		
 HIP/RIDGE FLASHING 584	 VALLEY FLASHING 588	 VALLEY FLASHING 589	 EAVE TRIM 608	 EAVE TRIM 609	 RIDGE CAP 683	 EAVE TRIM 805	 J-TRIM 844

RECOMMENDED TRIMS BY PRODUCTION PLANT - STANDARD FLASHING DETAIL (CUSTOM TRIMS AVAILABLE)

TRIM DESCRIPTION	LANGLEY, BC	AIRDRIE, AB	SWIFT CURRENT, SK	BRANDON, MB	CAMBRIDGE, ON
EAVE TRIM	608	608	608 or 609	608 or 609	805
RIDGE CAP	584	578 or 579 or 584 or 683	578 or 579/844	578 or 579/844	578 or 579/844
VALLEY FLASHING	588 or 589	588 or 589	588 or 589	588 or 589	588 or 589
HIP FLASHING	580 or 584	580 or 584	580	580	584

NOTES:
 A. DETAILS ARE FOR GUIDELINES ONLY, AND MAY NOT BE SUITABLE FOR ALL BUILDING DESIGNS AND CONDITIONS.

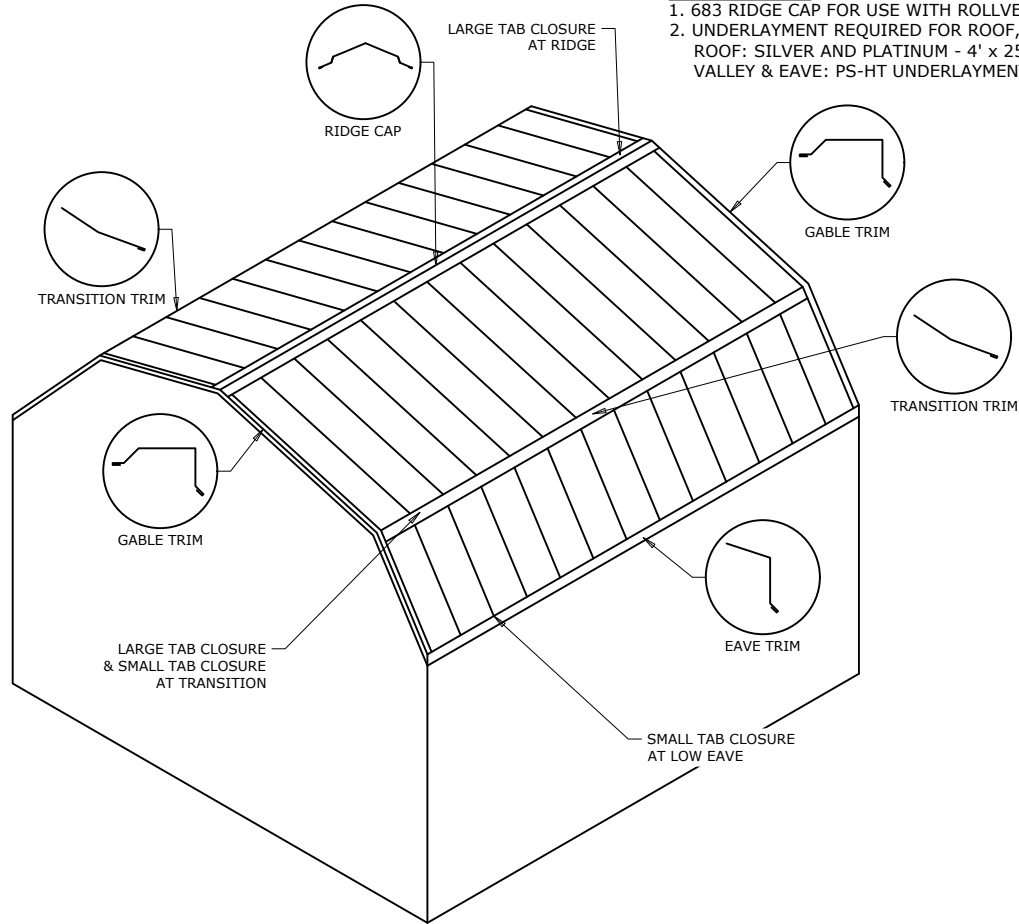
WESTMAN STEEL

STATEMENTS IN STEEL™

PROFILE	SNAP LOCK ROOF			APPLICATION	TYPICAL				
DETAIL	GAMBREL FLASHING GUIDE			SHT.	FG-403	DATE	MAY 7/20	REV.	A

ROOFING NOTES

- 683 RIDGE CAP FOR USE WITH ROLLVENT.
- UNDERLAYMENT REQUIRED FOR ROOF, EAVES, AND VALLEYS.
 ROOF: SILVER AND PLATINUM - 4' x 250' ROLL
 VALLEY & EAVE: PS-HT UNDERLAYMENT - 3' x 65' ROLL



 GABLE TRIM 426S	 RIDGE CAP 578	 RIDGE CAP 579	 HIP/RIDGE FLASHING 584	 EAVE TRIM 608	 EAVE TRIM 609	 RIDGE CAP 683	 EAVE TRIM 805	 J-TRIM 844	 GABLE TRIM 845	 TRANSITION TRIM 1026
------------------------	----------------------	----------------------	-------------------------------	----------------------	----------------------	----------------------	----------------------	-------------------	-----------------------	-----------------------------

RECOMMENDED TRIMS BY PRODUCTION PLANT - STANDARD FLASHING DETAIL (CUSTOM TRIMS AVAILABLE)

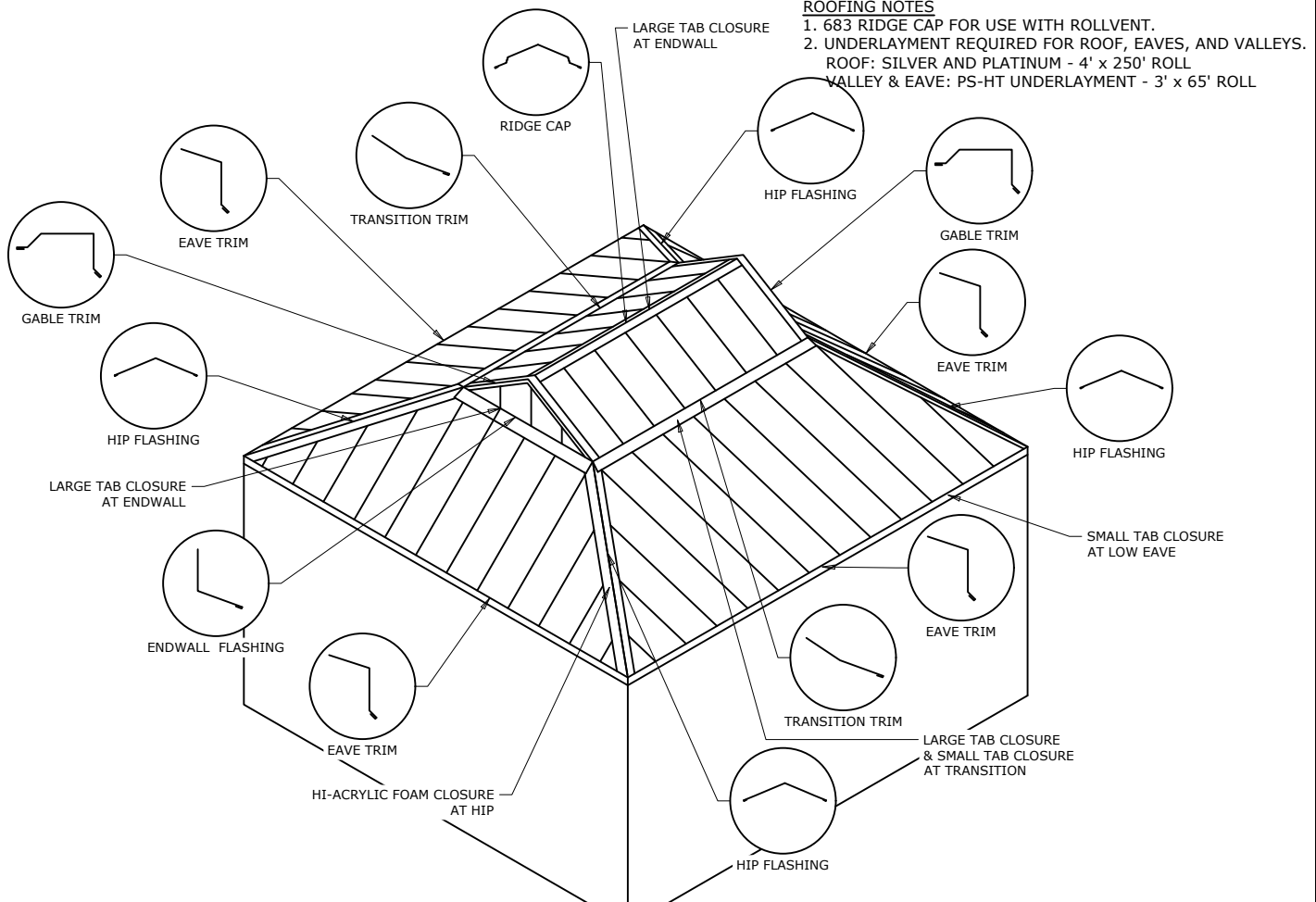
TRIM DESCRIPTION	LANGLEY, BC	AIRDRIE, AB	SWIFT CURRENT, SK	BRANDON, MB	CAMBRIDGE, ON
GABLE TRIM	426S	426S	426S	426S	845
EAVE TRIM	608 or 609	608 or 609	608 or 609	608 or 609	805
RIDGE CAP	578 or 579/844	578 or 579 or 584 or 683	578 or 579/844	578 or 579/844	578 or 579 or 584 or 683
TRANSITION TRIM	1026	1026	1026	1026	609

NOTES:
 A. DETAILS ARE FOR GUIDELINES ONLY, AND MAY NOT BE SUITABLE FOR ALL BUILDING DESIGNS AND CONDITIONS.

WESTMAN STEEL

STATEMENTS IN STEEL™

PROFILE	SNAP LOCK ROOF			APPLICATION	TYPICAL		
DETAIL	DUTCH GABLE FLASHING GUIDE			SHT.	FG-404	DATE	MAY 7/20
							REV.
							A



GABLE TRIM 426S	RIDGE CAP 578	RIDGE CAP 579	HIP/RIDGE FLASHING 580	HIP/RIDGE FLASHING 584	ENDWALL FLASHING 603		
TRANSITION TRIM 606	EAVE TRIM 608	EAVE TRIM 609	RIDGE CAP 683	EAVE TRIM 805	J-TRIM 844	GABLE TRIM 845	TRANSITION TRIM 1026

RECOMMENDED TRIMS BY PRODUCTION PLANT - STANDARD FLASHING DETAIL (CUSTOM TRIMS AVAILABLE)

TRIM DESCRIPTION	LANGLEY, BC	AIRDRIE, AB	SWIFT CURRENT, SK	BRANDON, MB	CAMBRIDGE, ON
GABLE TRIM	426S	426S	426S	426S	845
EAVE TRIM	608 or 609	608 or 609	608 or 609	608 or 609	805
RIDGE CAP	578 or 579/844	578 or 579 or 584 or 683	578 or 579/844	578 or 579/844	578 or 579 or 584 or 683
HIP FLASHING	578	580 or 584	578	578	584
ENDWALL TRIM	603	603	603	603	603
TRANSITION TRIM	606/844	1026	606/844	606/844	606

NOTES:
A. DETAILS ARE FOR GUIDELINES ONLY, AND MAY NOT BE SUITABLE FOR ALL BUILDING DESIGNS AND CONDITIONS.

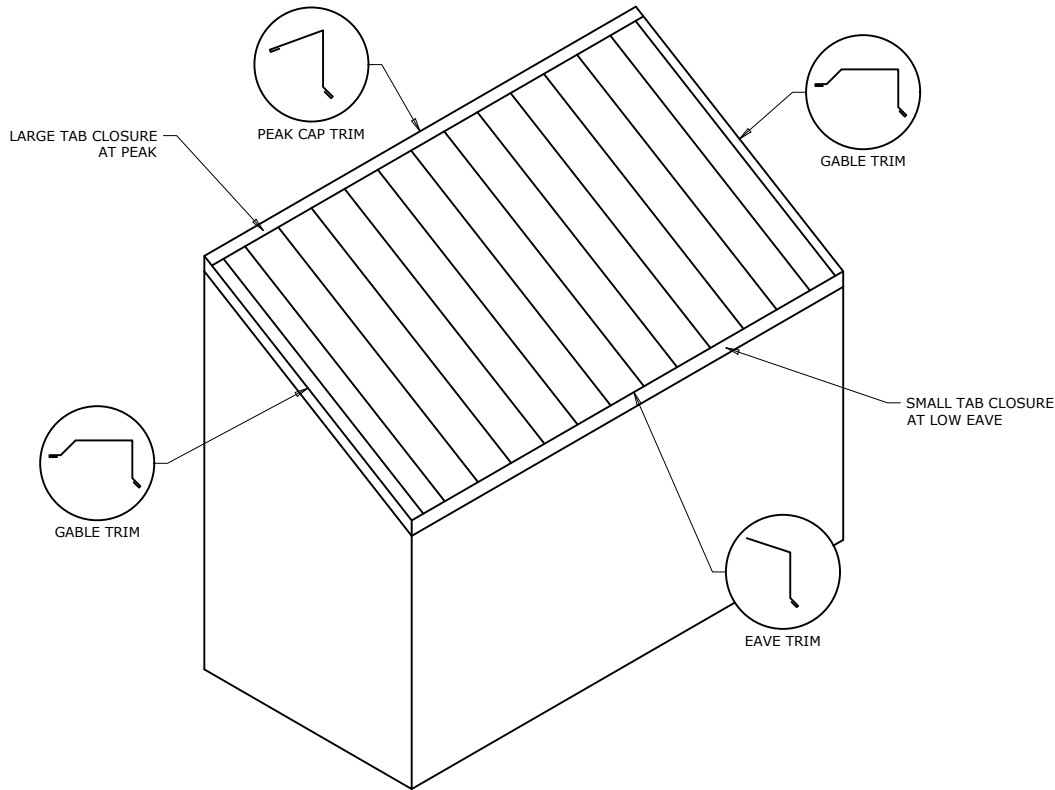
WESTMAN STEEL

STATEMENTS IN STEEL™

PROFILE SNAP LOCK ROOF	APPLICATION TYPICAL		
DETAIL SHED FLASHING GUIDE	SHT. FG-405	DATE MAY 7/20	REV. A

ROOFING NOTES

- 683 RIDGE CAP FOR USE WITH ROLLVENT.
- UNDERLAYMENT REQUIRED FOR ROOF, EAVES, AND VALLEYS.
 ROOF: SILVER AND PLATINUM - 4' x 250' ROLL
 VALLEY & EAVE: PS-HT UNDERLAYMENT - 3' x 65' ROLL



GABLE TRIM 426S	EAVE TRIM 608	EAVE TRIM 609	PEAK CAP TRIM 723	EAVE TRIM 805	J-TRIM 844	GABLE TRIM 845	PEAK CAP TRIM 864

RECOMMENDED TRIMS BY PRODUCTION PLANT - STANDARD FLASHING DETAIL (CUSTOM TRIMS AVAILABLE)

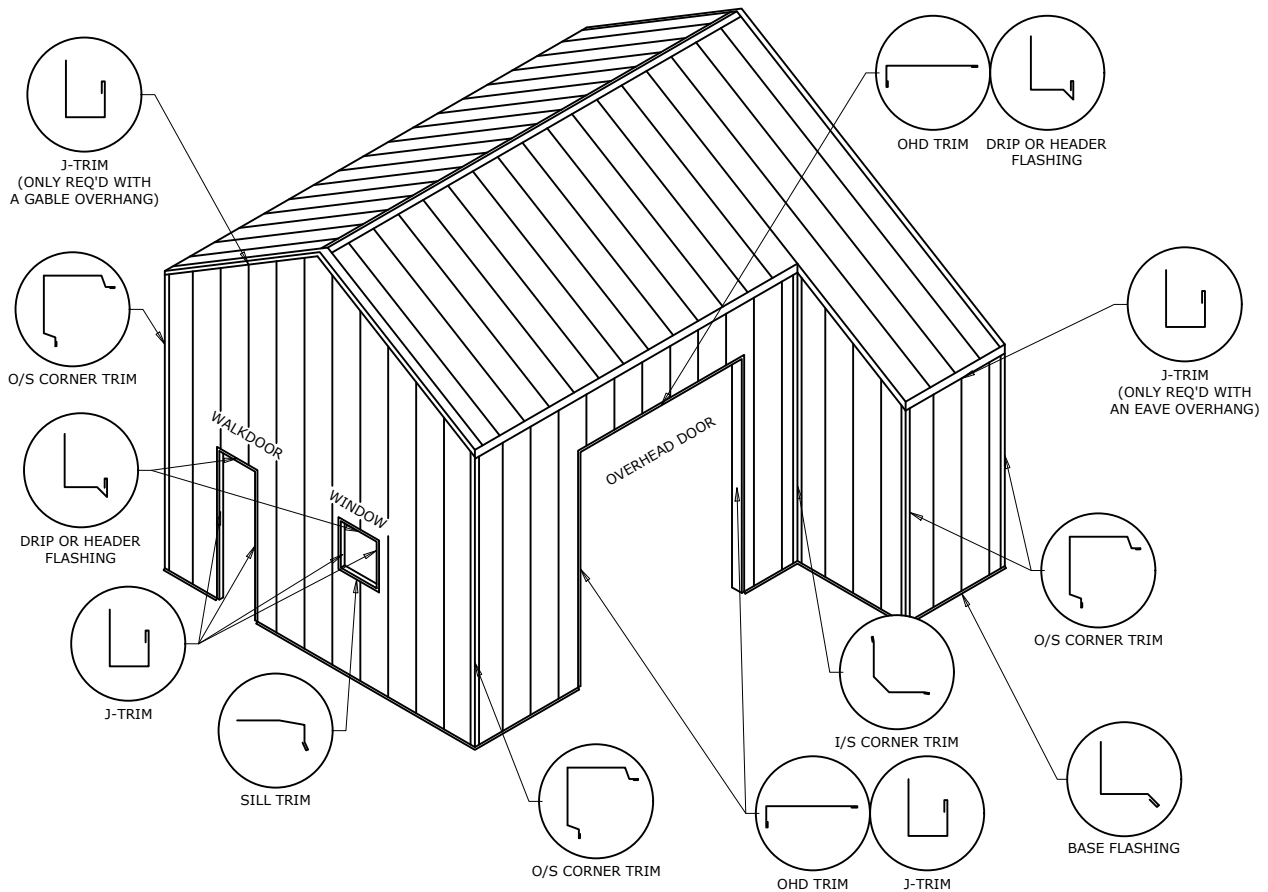
TRIM DESCRIPTION	LANGLEY, BC	AIRDRIE, AB	SWIFT CURRENT, SK	BRANDON, MB	CAMBRIDGE, ON
GABLE TRIM	426S	426S	426S	426S	845
EAVE TRIM	608 or 609	608 or 609	608 or 609	608 or 609	805
PEAK CAP TRIM	723/844	723/844	723/844	723/844	864

NOTES:
A. DETAILS ARE FOR GUIDELINES ONLY, AND MAY NOT BE SUITABLE FOR ALL BUILDING DESIGNS AND CONDITIONS.

WESTMAN STEEL

STATEMENTS IN STEEL™

PROFILE	AWR PANEL			APPLICATION	VERTICAL				
DETAIL	WALL FLASHING GUIDE			SHT.	FG-500	DATE	MAY 7/20	REV.	A



BASE/HDR FLASHING 113	OHD TRIM 650	OHD TRIM 651	BASE FLASHING 1048	OHD TRIM 556303	BASE FLASHING 556311	O/S CORNER TRIM 556314	
J-TRIM 556315	HEADER FLASHING 556334	I/S CORNER TRIM 556335	BASE FLASHING 556337	HEADER FLASHING 556339	OHD TRIM 556410	OHD TRIM 556412	SILL TRIM 556425

RECOMMENDED TRIMS BY PRODUCTION PLANT - STANDARD FLASHING DETAIL (CUSTOM TRIMS AVAILABLE)

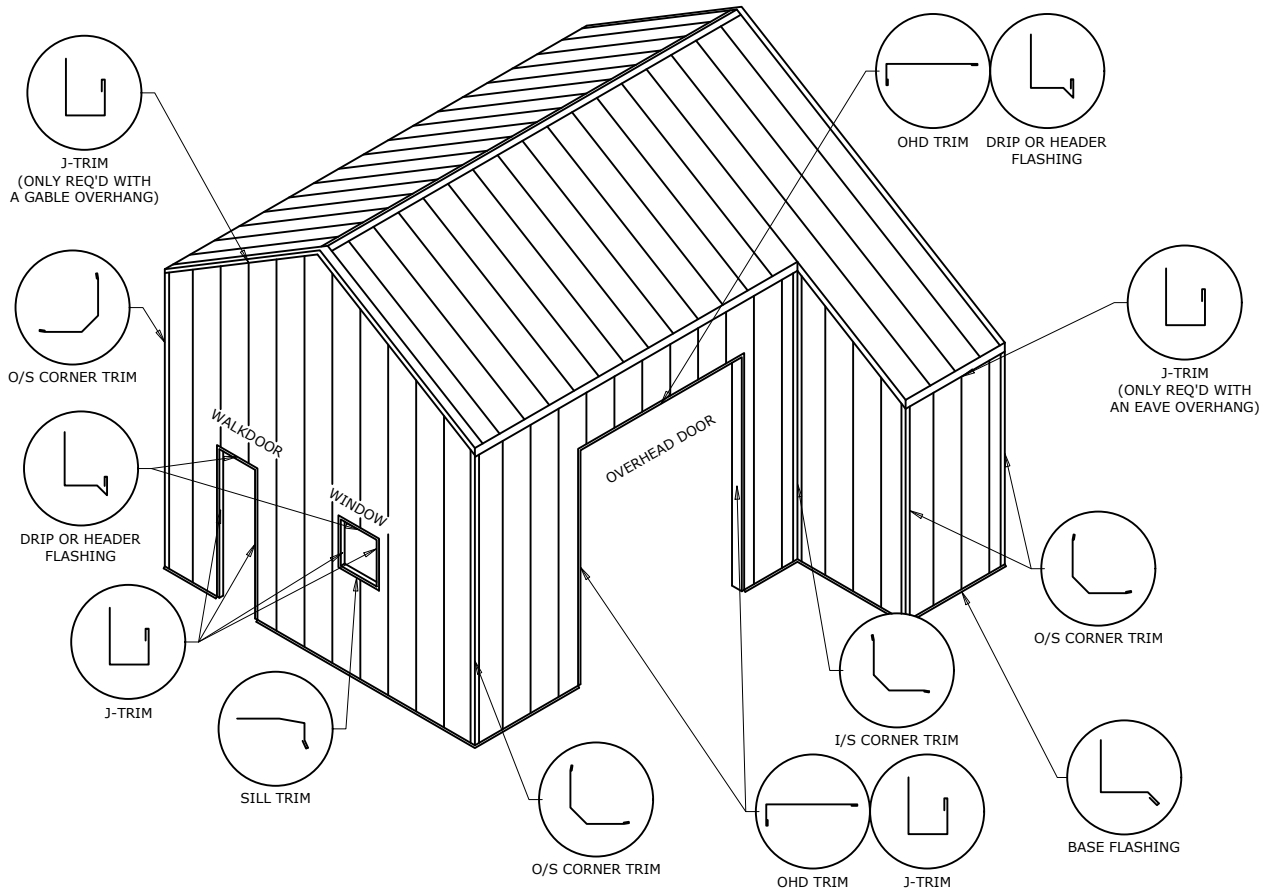
TRIM DESCRIPTION	LANGLEY, BC	AIRDRIE, AB	SWIFT CURRENT, SK	BRANDON, MB	CAMBRIDGE, ON
BASE FLASHING	1048	113	113	113	113 or 556337 or 556311
OUTSIDE CORNER TRIM	556314	556314	556314	556314	556314
INSIDE CORNER TRIM	556335	556335	556335	556335	556335
DRIP OR HEADER FLASHING	113	113	113 or 556339	113	556339
J-TRIM	556315	556315	556315	556315	556315
SILL TRIM	556425	556315	556425	556315	556425
OHD TRIM	556334	650 or 651	650 or 556303	650 or 651	556303 or 556410 or 556412

NOTES:
A. DETAILS ARE FOR GUIDELINES ONLY, AND MAY NOT BE SUITABLE FOR ALL BUILDING DESIGNS AND CONDITIONS.

WESTMAN STEEL

STATEMENTS IN STEEL™

PROFILE	ELITE RIB/ULTRA SPAN PANEL			APPLICATION	VERTICAL				
DETAIL	WALL FLASHING GUIDE			SHT.	FG-501	DATE	MAY 7/20	REV.	A



BASE/HDR FLASHING 113	OHD TRIM 650	OHD TRIM 651	BASE FLASHING 1059	OHD TRIM 556303	BASE FLASHING 556311	O/S CORNER TRIM 556312	J-TRIM 556315
HEADER FLASHING 556334	I/S CORNER TRIM 556335	BASE FLASHING 556337	HEADER FLASHING 556339	OHD TRIM 556410	OHD TRIM 556412	SILL TRIM 556425	HEADER FLASHING 556434

RECOMMENDED TRIMS BY PRODUCTION PLANT - STANDARD FLASHING DETAIL (CUSTOM TRIMS AVAILABLE)

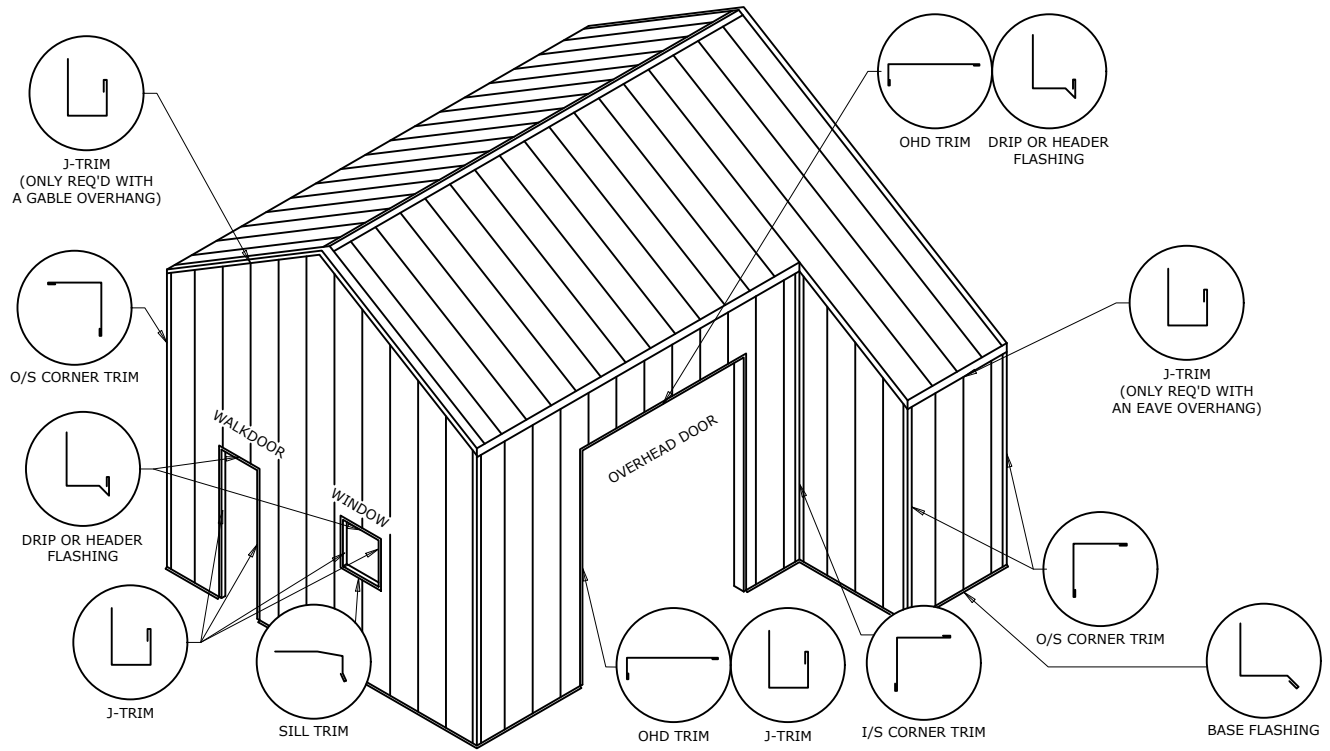
TRIM DESCRIPTION	LANGLEY, BC	AIRDRIE, AB	SWIFT CURRENT, SK	BRANDON, MB	CAMBRIDGE, ON
BASE FLASHING	1059	113	113	113	556337 or 556311
OUTSIDE CORNER TRIM	556312	556312	556312	556312	556312
INSIDE CORNER TRIM	556335	556355	556355	556355	556335
DRIP OR HEADER FLASHING	113	113 or 556339	113 or 556339	113 or 556339	556334 or 556434 or 556339
J-TRIM	556315	556315	556315	556315	556315 or 556327
SILL TRIM	556425	556315	556425	556315	556425
OHD TRIM	556334	650 or 651	650 or 556303	650 or 651	556303 or 556410 or 556412

NOTES:
A. DETAILS ARE FOR GUIDELINES ONLY, AND MAY NOT BE SUITABLE FOR ALL BUILDING DESIGNS AND CONDITIONS.

WESTMAN STEEL

STATEMENTS IN STEEL™

PROFILE	7/8" CORRUGATED PANEL			APPLICATION	VERTICAL		
DETAIL	WALL FLASHING GUIDE			SHT.	FG-502	DATE	MAY 7/20
						REV.	A



 BASE/HDR FLASHING 113	 BASE FLASHING 122	 J-TRIM 254	 O/S CORNER TRIM 417	 O/S CORNER TRIM 418	 I/S CORNER TRIM 480	 O/S CORNER TRIM 492	 I/S CORNER TRIM 493
 O/S CORNER TRIM 496	 I/S CORNER TRIM 498	 OHD TRIM 650	 OHD TRIM 651	 O/S CORNER TRIM 826	 OHD TRIM 850	 OHD TRIM 851	 I/S CORNER TRIM 881
 I/S CORNER TRIM 970	 I/S CORNER TRIM 1008	 O/S CORNER TRIM 1014	 I/S CORNER TRIM 1027	 OHD TRIM 556303	 HEADER FLASHING 556334	 HEADER FLASHING 556339	 SILL TRIM 556425

RECOMMENDED TRIMS BY PRODUCTION PLANT - STANDARD FLASHING DETAIL (CUSTOM TRIMS AVAILABLE)

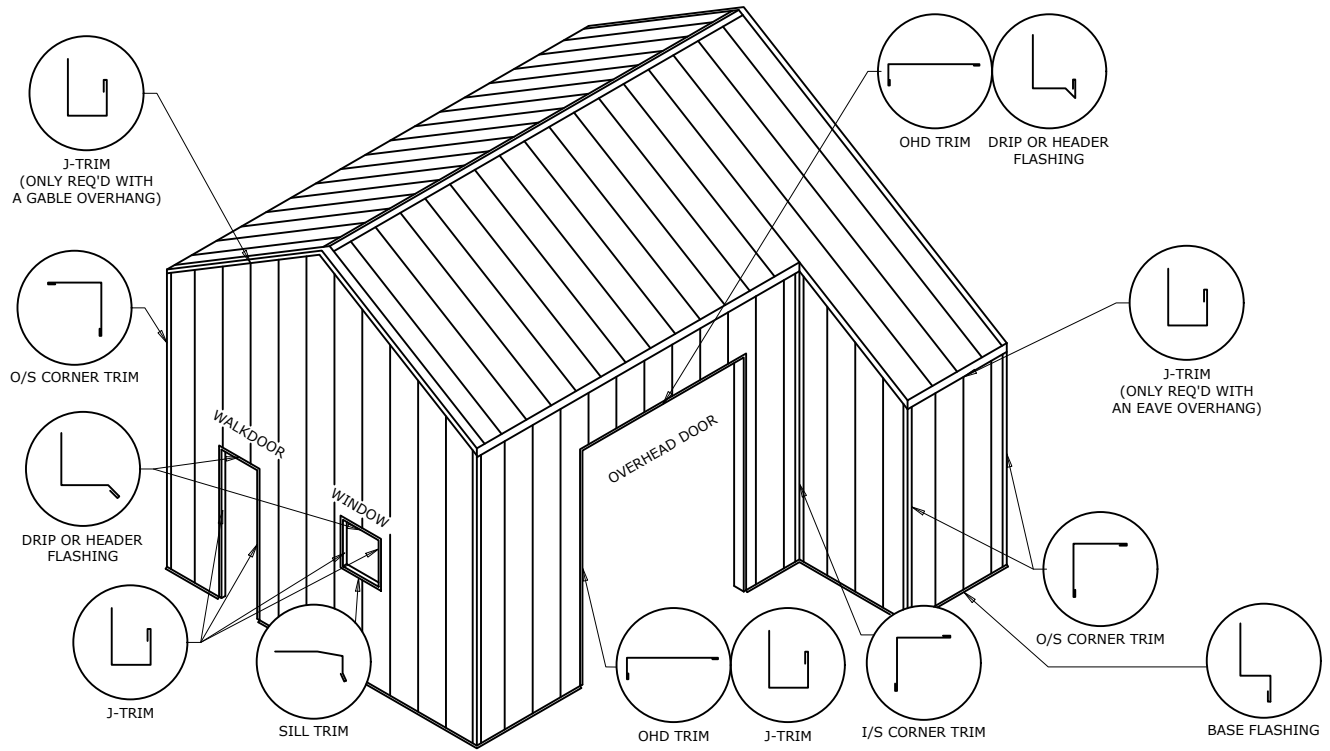
TRIM DESCRIPTION	LANGLEY, BC	AIRDRIE, AB	SWIFT CURRENT, SK	BRANDON, MB	CAMBRIDGE, ON
BASE FLASHING	122	122	122	122	122
OUTSIDE CORNER TRIM	CTM or 492	CUSTOM	496 or 1014	CUSTOM	417 or 418 or 826
INSIDE CORNER TRIM	493	1027	498 or 1008	1027	480 or 881 or 970
DRIP OR HEADER FLASHING	113	113	113 or 556339	113	254
J-TRIM	254	254	254	254	254
SILL TRIM	556425	254	556425	254	556425
OHD TRIM	556334	650 or 651	650 or 556303	650 or 651	650 or 651 or 850 or 851

NOTES:
A. DETAILS ARE FOR GUIDELINES ONLY, AND MAY NOT BE SUITABLE FOR ALL BUILDING DESIGNS AND CONDITIONS.

WESTMAN STEEL

STATEMENTS IN STEEL™

PROFILE	1/2" CORRUGATED PANEL			APPLICATION	VERTICAL				
DETAIL	WALL FLASHING GUIDE			SHT.	FG-503	DATE	MAY 7/20	REV.	A



 BASE/HDR FLASHING 113	 BASE FLASHING 121	 BASE FLASHING 122	 J-TRIM 250	 O/S CORNER TRIM 417	 O/S CORNER TRIM 418	 O/S CORNER TRIM 425	
 I/S CORNER TRIM 480	 O/S CORNER TRIM 492	 I/S CORNER TRIM 493	 O/S CORNER TRIM 496	 I/S CORNER TRIM 498	 OHD TRIM 650	 OHD TRIM 651	 I/S CORNER TRIM 823
 O/S CORNER TRIM 826	 OHD TRIM 850	 OHD TRIM 851	 I/S CORNER TRIM 881	 I/S CORNER TRIM 970	 O/S CORNER TRIM 1014	 HEADER FLASHING 556334	 SILL TRIM 556425

RECOMMENDED TRIMS BY PRODUCTION PLANT - STANDARD FLASHING DETAIL (CUSTOM TRIMS AVAILABLE)

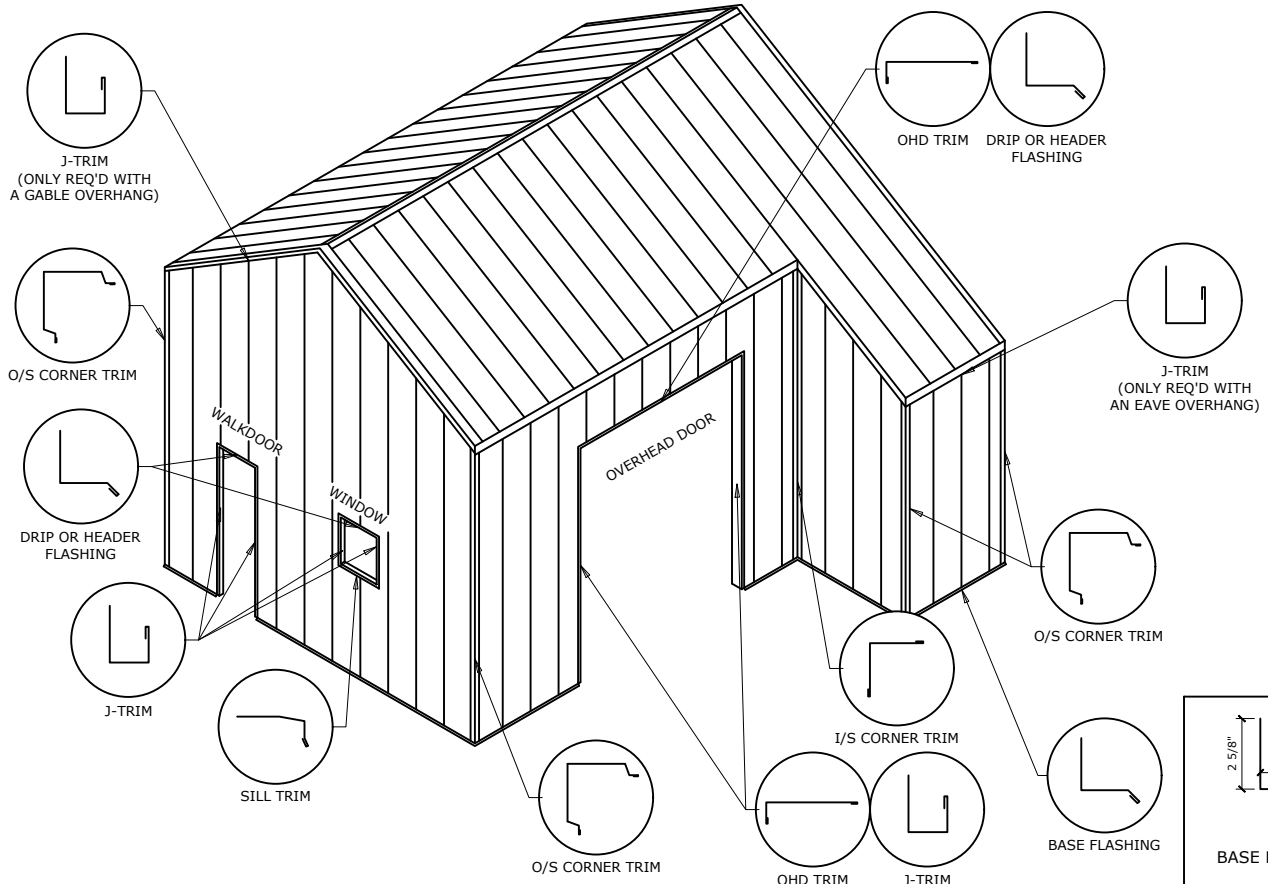
TRIM DESCRIPTION	LANGLEY, BC	AIRDRIE, AB	SWIFT CURRENT, SK	BRANDON, MB	CAMBRIDGE, ON
BASE FLASHING	121	121	121	121	121 or 122
OUTSIDE CORNER TRIM	492	496	496 or 1014	496	417 or 418 or 425 or 826
INSIDE CORNER TRIM	493	480	498 or 480	480	480 or 823 or 881 or 970
DRIP OR HEADER FLASHING	113	113	113	113	113
J-TRIM	250	250	250	250	250
SILL TRIM	556425	250	250	250	250
OHD TRIM	556334	650 or 651	650	650 or 651	650 or 651 or 850 or 851

NOTES:
A. DETAILS ARE FOR GUIDELINES ONLY, AND MAY NOT BE SUITABLE FOR ALL BUILDING DESIGNS AND CONDITIONS.

WESTMAN STEEL

STATEMENTS IN STEEL™

PROFILE	SCREWDOWN WALL (RR)			APPLICATION	VERTICAL			
DETAIL	WALL FLASHING GUIDE			SHT.	FG-504	DATE	MAY 7/20	
							REV.	A



 BASE/HDR FLASHING 113	 BASE FLASHING 122	 J-TRIM 250	 J-TRIM 252	 O/S CORNER TRIM 417	 O/S CORNER TRIM 418	 O/S CORNER TRIM 425	 I/S CORNER TRIM 480	 O/S CORNER TRIM 496	 BASE FLASHING 121
 OHD TRIM 650	 OHD TRIM 651	 I/S CORNER TRIM 823	 O/S CORNER TRIM 826	 OHD TRIM 850	 OHD TRIM 851	 I/S CORNER TRIM 881	 I/S CORNER TRIM 970		

RECOMMENDED TRIMS BY PRODUCTION PLANT - STANDARD FLASHING DETAIL (CUSTOM TRIMS AVAILABLE)

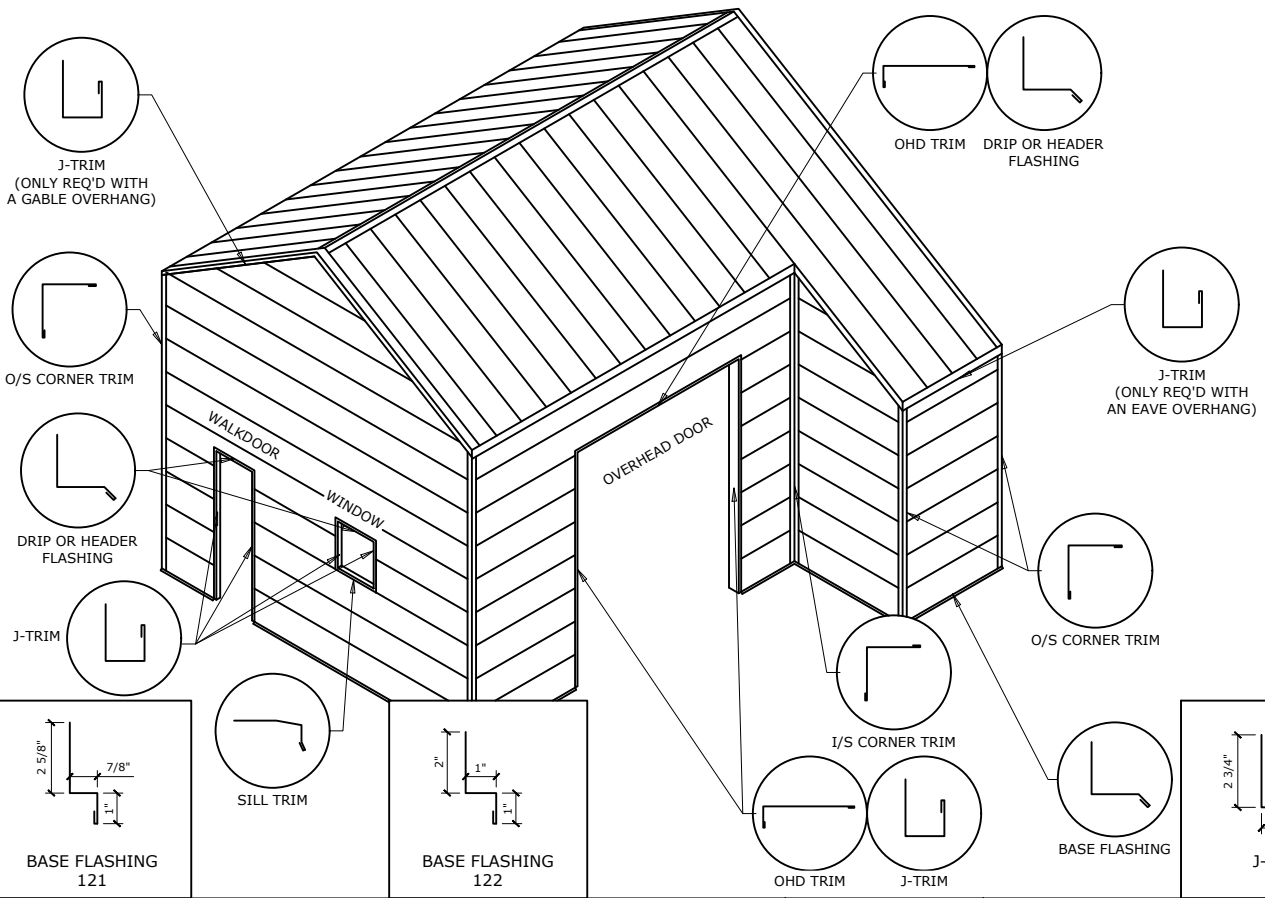
TRIM DESCRIPTION	LANGLEY, BC	AIRDRIE, AB	SWIFT CURRENT, SK	BRANDON, MB	CAMBRIDGE, ON
BASE FLASHING	121	121	121	121	121 or 122
OUTSIDE CORNER TRIM	425	496	425	496	417 or 418 or 425 or 826
INSIDE CORNER TRIM	480	480	823	480	480 or 823 or 881 or 970
DRIP OR HEADER FLASHING	113	113	113	113	113
J-TRIM	250	250	250	250	250
SILL TRIM	250	250	250	250	250
OHD TRIM	113	650 or 651	650	650 or 651	650 or 651 or 850 or 851

NOTES:
A. DETAILS ARE FOR GUIDELINES ONLY, AND MAY NOT BE SUITABLE FOR ALL BUILDING DESIGNS AND CONDITIONS.

WESTMAN STEEL

STATEMENTS IN STEEL™

PROFILE	1/2" CORRUGATED PANEL			APPLICATION	HORIZONTAL				
DETAIL	WALL FLASHING GUIDE			SHT.	FG-505	DATE	MAY 7/20	REV.	A



 BASE/HDR FLASHING 113	 BASE FLASHING 121	 SILL TRIM	 BASE FLASHING 122	 OHD TRIM	 J-TRIM	 BASE FLASHING	 J-TRIM 250
 O/S CORNER TRIM 417	 O/S CORNER TRIM 418	 I/S CORNER TRIM 480	 O/S CORNER TRIM 492	 I/S CORNER TRIM 493	 O/S CORNER TRIM 496	 I/S CORNER TRIM 498	 OHD TRIM 650
 OHD TRIM 651	 O/S CORNER TRIM 826	 OHD TRIM 851	 OHD TRIM 850	 I/S CORNER TRIM 881	 I/S CORNER TRIM 970	 HEADER FLASHING 556334	 SILL TRIM 556425

RECOMMENDED TRIMS BY PRODUCTION PLANT - STANDARD FLASHING DETAIL (CUSTOM TRIMS AVAILABLE)

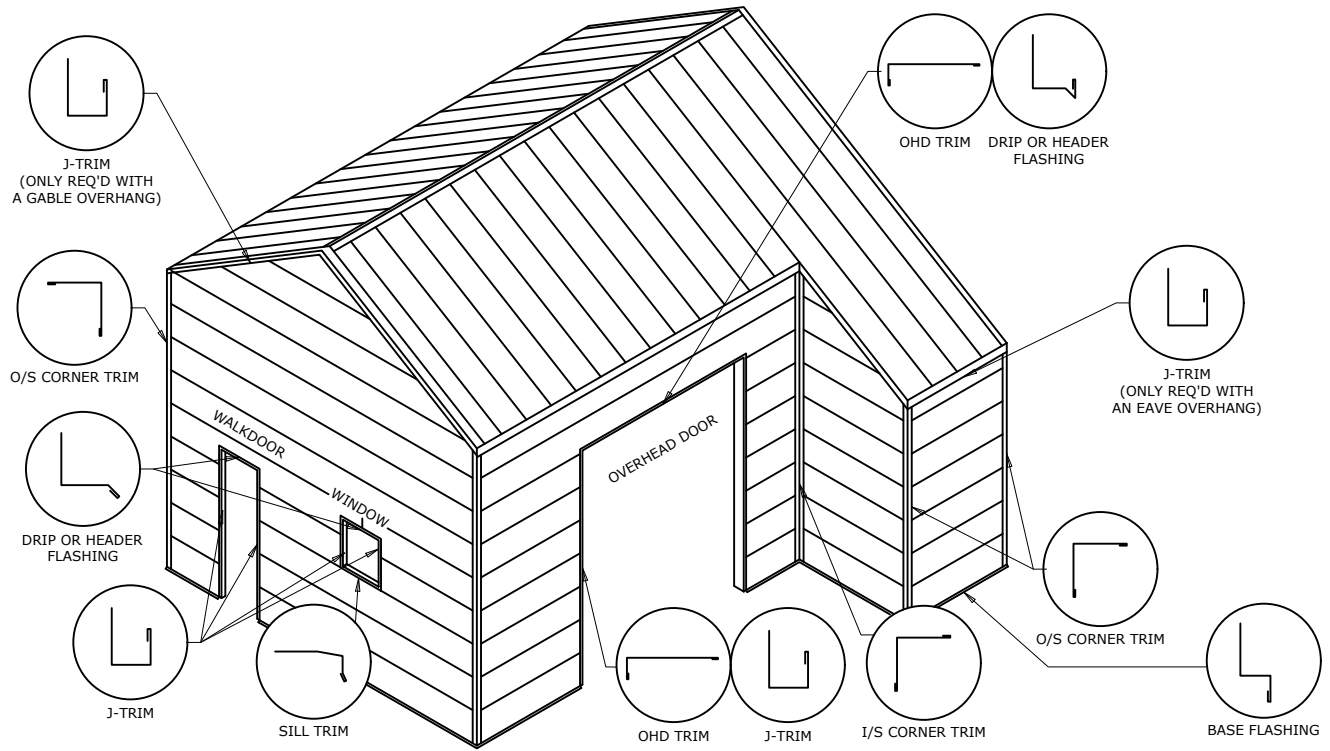
TRIM DESCRIPTION	LANGLEY, BC	AIRDRIE, AB	SWIFT CURRENT, SK	BRANDON, MB	CAMBRIDGE, ON
BASE FLASHING	121	121	121	121	121 or 122
OUTSIDE CORNER TRIM	492	496	496	496	417 or 418 or 826
INSIDE CORNER TRIM	493	498	498	498	480 or 881 or 970
DRIP OR HEADER FLASHING	113	113	113	113	113
J-TRIM	250	250	250	250	250
SILL TRIM	556425	250	250	250	250
OHD TRIM	556334	650 or 651	650 or 651	650 or 651	650 or 651 or 850 or 851

NOTES:
A. DETAILS ARE FOR GUIDELINES ONLY, AND MAY NOT BE SUITABLE FOR ALL BUILDING DESIGNS AND CONDITIONS.

WESTMAN STEEL

STATEMENTS IN STEEL™

PROFILE	7/8" CORRUGATED PANEL			APPLICATION	HORIZONTAL				
DETAIL	WALL FLASHING GUIDE			SHT.	FG-506	DATE	MAY 7/20	REV.	A



 BASE/HDR FLASHING 113	 BASE FLASHING 121	 BASE FLASHING 122	 J-TRIM 254	 O/S CORNER TRIM 417	 O/S CORNER TRIM 418		
 I/S CORNER TRIM 480	 O/S CORNER TRIM 496	 I/S CORNER TRIM 498	 OHD TRIM 650	 OHD TRIM 651	 O/S CORNER TRIM 826	 OHD TRIM 850	 OHD TRIM 851
 I/S CORNER TRIM 881	 I/S CORNER TRIM 970	 I/S CORNER TRIM 1008	 O/S CORNER TRIM 1014	 I/S CORNER TRIM 1027	 OHD TRIM 556303	 HEADER FLASHING 556339	 SILL TRIM 556425

RECOMMENDED TRIMS BY PRODUCTION PLANT - STANDARD FLASHING DETAIL (CUSTOM TRIMS AVAILABLE)

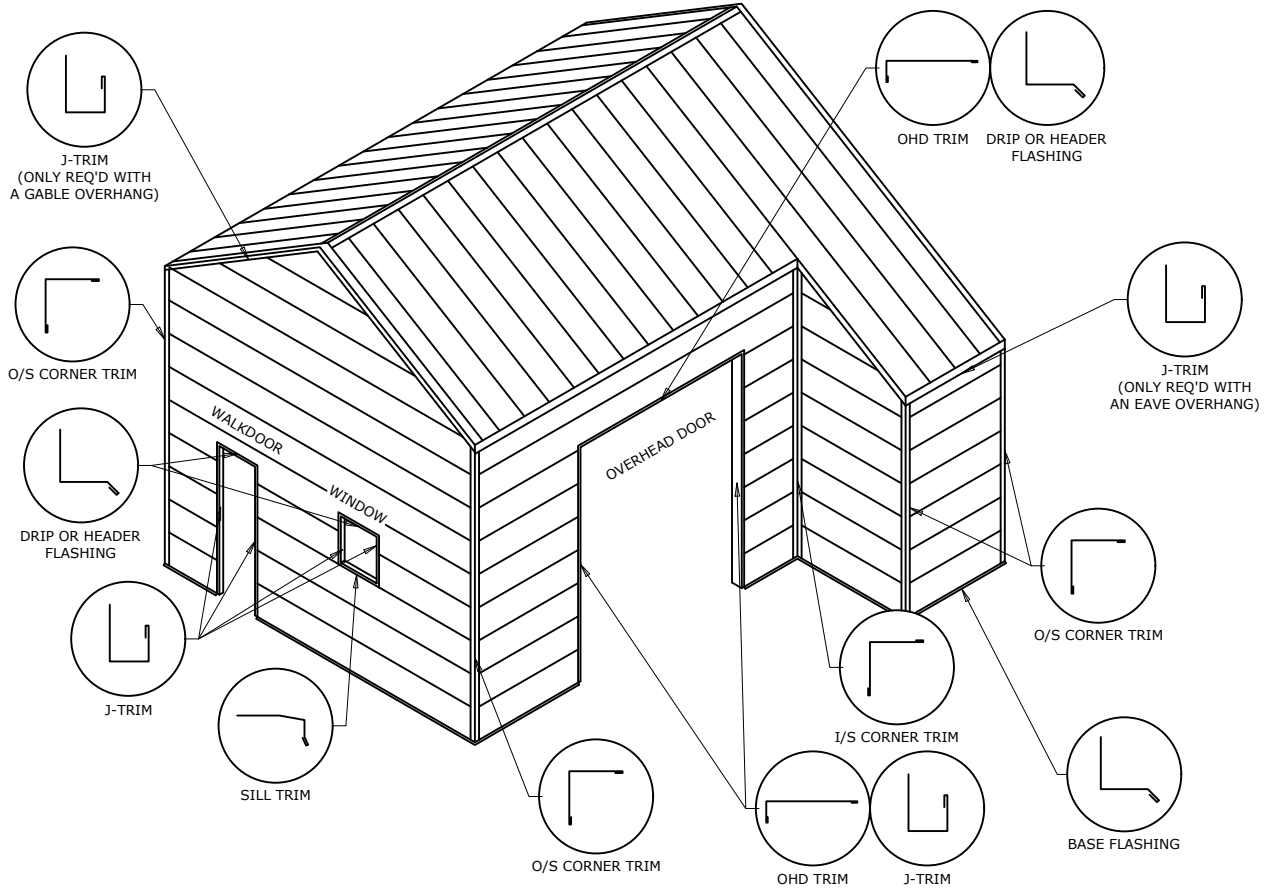
TRIM DESCRIPTION	LANGLEY, BC	AIRDRIE, AB	SWIFT CURRENT, SK	BRANDON, MB	CAMBRIDGE, ON
BASE FLASHING	122	122	122	122	121 or 122
OUTSIDE CORNER TRIM	CUSTOM	CUSTOM	496 or 1014	CUSTOM	417 or 418 or 826
INSIDE CORNER TRIM	1027	1027	498 or 1008	1027	480 or 881 or 970
DRIP OR HEADER FLASHING	113	113	113 or 556339	113	113
J-TRIM	254	254	254	254	254
SILL TRIM	254 or 556425	254	556425	254	254
OHD TRIM	650 or 651	650 or 651	650 or 556303	650 or 651	650 or 651 or 850 or 851

NOTES:
A. DETAILS ARE FOR GUIDELINES ONLY, AND MAY NOT BE SUITABLE FOR ALL BUILDING DESIGNS AND CONDITIONS.

WESTMAN STEEL

STATEMENTS IN STEEL™

PROFILE	ELITE RIB/ULTRA SPAN PANEL			APPLICATION	HORIZONTAL		
DETAIL	WALL FLASHING GUIDE			SHT.	FG-507	DATE	MAY 7/20
						REV.	A



<p>BASE/HDR FLASHING 113</p>	<p>OHD TRIM 650</p>	<p>I/S CORNER TRIM 1008</p>	<p>O/S CORNER TRIM 1014</p>	<p>BASE FLASHING 1048</p>	<p>OHD TRIM 556303</p>	<p>O/S CORNER TRIM 556312</p>	<p>J-TRIM 556315</p>	<p>I/S CORNER TRIM 556335</p>	<p>HEADER FLASHING 556339</p>	<p>SILL TRIM 556425</p>
----------------------------------	-------------------------	---------------------------------	---------------------------------	-------------------------------	----------------------------	-----------------------------------	--------------------------	-----------------------------------	-----------------------------------	-----------------------------

RECOMMENDED TRIMS BY PRODUCTION PLANT - STANDARD FLASHING DETAIL (CUSTOM TRIMS AVAILABLE)

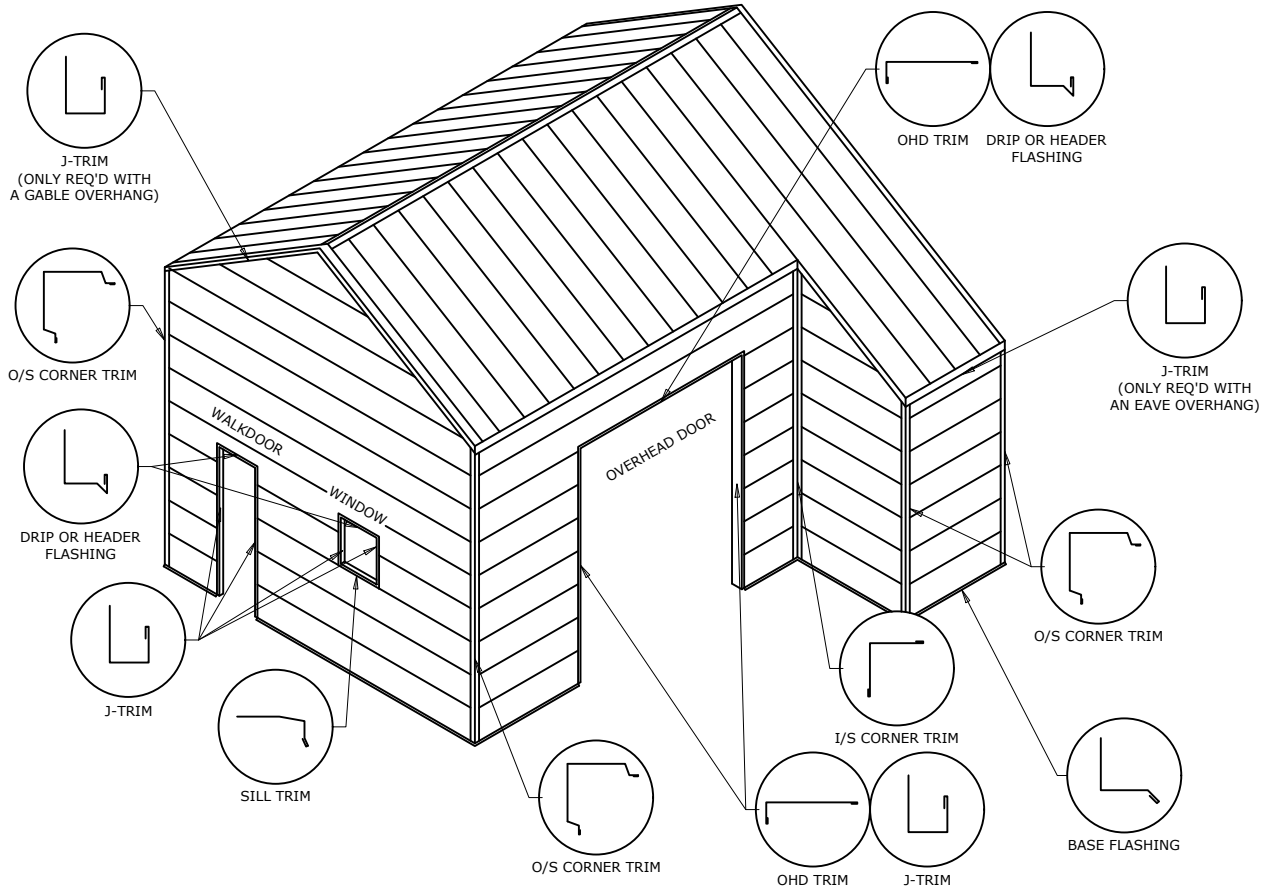
TRIM DESCRIPTION	LANGLEY, BC	AIRDRIE, AB	SWIFT CURRENT, SK	BRANDON, MB	CAMBRIDGE, ON
BASE FLASHING	1048	113	113	113	NOT RECOMMENDED
OUTSIDE CORNER TRIM	556312	556312	1014	556312	NOT RECOMMENDED
INSIDE CORNER TRIM	556335	556335	1008	556355	NOT RECOMMENDED
DRIP OR HEADER FLASHING	113	113 or 556339	113 or 556339	113 or 556339	NOT RECOMMENDED
J-TRIM	556315	556315	556315	556315	NOT RECOMMENDED
SILL TRIM	556425	556315	556425	556315	NOT RECOMMENDED
OHD TRIM	650 or 556303	650 or 651	650 or 556303	650 or 651	NOT RECOMMENDED

NOTES:
A. DETAILS ARE FOR GUIDELINES ONLY, AND MAY NOT BE SUITABLE FOR ALL BUILDING DESIGNS AND CONDITIONS.

WESTMAN STEEL

STATEMENTS IN STEEL™

PROFILE	AWR PANEL			APPLICATION	HORIZONTAL				
DETAIL	WALL FLASHING GUIDE			SHT.	FG-508	DATE	MAY 7/20	REV.	A



 BASE/HDR FLASHING 113	 OHD TRIM 650	 I/S CORNER TRIM 1008	 O/S CORNER TRIM 1014	 OHD TRIM 556303	 O/S CORNER TRIM 556314	 J-TRIM 556315	 I/S CORNER TRIM 556335	 HEADER FLASHING 556339	 SILL TRIM 556425
------------------------------	---------------------	-----------------------------	-----------------------------	------------------------	-------------------------------	----------------------	-------------------------------	-------------------------------	-------------------------

RECOMMENDED TRIMS BY PRODUCTION PLANT - STANDARD FLASHING DETAIL (CUSTOM TRIMS AVAILABLE)

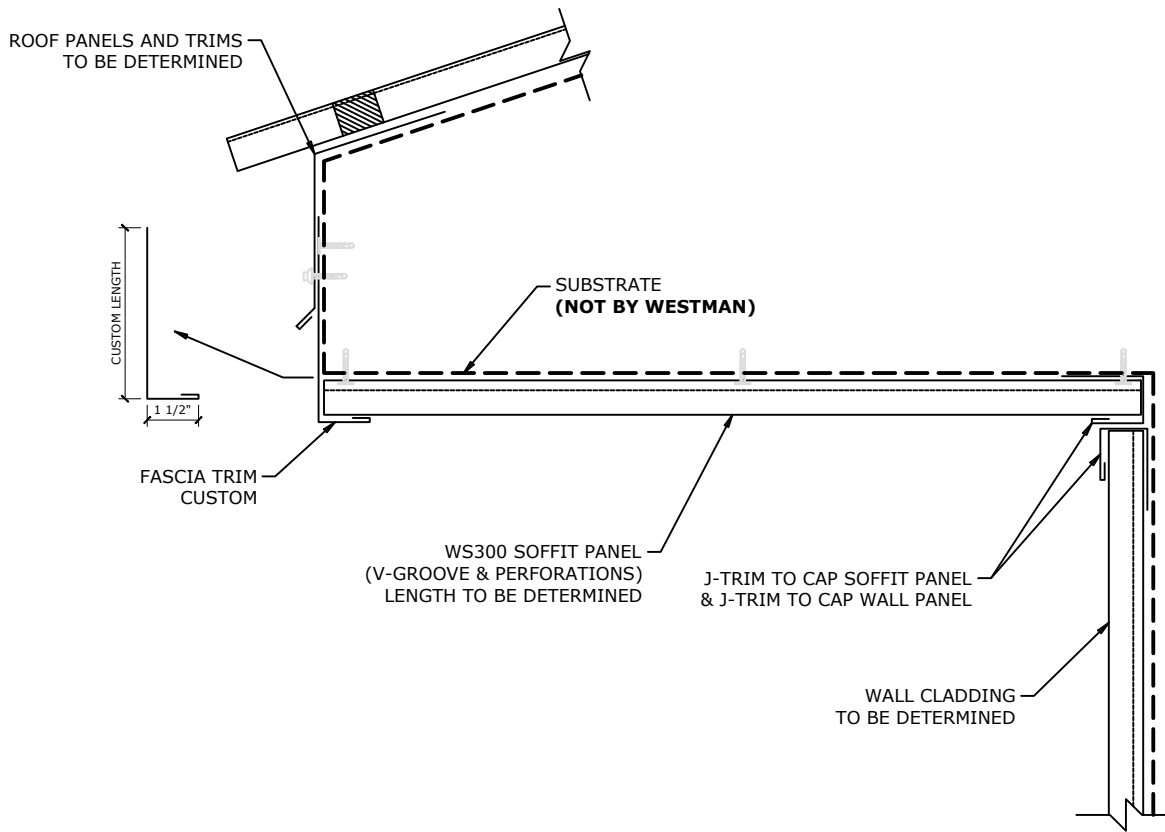
TRIM DESCRIPTION	LANGLEY, BC	AIRDRIE, AB	SWIFT CURRENT, SK	BRANDON, MB	CAMBRIDGE, ON
BASE FLASHING	113	113	113	113	NOT RECOMMENDED
OUTSIDE CORNER TRIM	556314	556314	1014	556314	NOT RECOMMENDED
INSIDE CORNER TRIM	556335	556335	1008	556335	NOT RECOMMENDED
DRIP OR HEADER FLASHING	113	113	113 or 556339	113	NOT RECOMMENDED
J-TRIM	556315	556315	556315	556315	NOT RECOMMENDED
SILL TRIM	556425	556315	556425	556315	NOT RECOMMENDED
OHD TRIM	650 or 556303	650 or 651	650 or 556303	650 or 651	NOT RECOMMENDED

NOTES:
A. DETAILS ARE FOR GUIDELINES ONLY, AND MAY NOT BE SUITABLE FOR ALL BUILDING DESIGNS AND CONDITIONS.

WESTMAN STEEL

STATEMENTS IN STEEL™

PROFILE	WS300 SOFFIT		APPLICATION	FASCIA/SOFFIT/OVERHANG	
DETAIL	FASCIA/SOFFIT/OVERHANG DETAIL		SHT.	FG-600	DATE MAY 7/20
					REV. A



NOTES:
 A. DETAILS ARE FOR GUIDELINES ONLY, AND MAY NOT BE SUITABLE FOR ALL BUILDING DESIGNS AND CONDITIONS.